



2025 Davis County 4-H and FFA Rulebook

**GROW
WHERE YOU ARE PLANTED**



**DAVIS COUNTY FAIR
2025**

Table of Contents

Extension Staff, Extension Council, 4-H & Youth Committee, Clubs and Leaders.....	3
County Fair 4-H Dates and Events.....	4
4-H and FFA Davis County Fair Schedule.....	5
4-H Building Fair Work Schedule.....	6
Requirements for 4-H/FFA Exhibitors (Section 1).....	7
How do I Exhibit in the 4-H/FFA Building (Section 2).....	7-9
How do I Exhibit Animals (Section 3).....	9-11
Junior Livestock and Static Auction.....	12-13
Health Requirements for Exhibition of Livestock.....	14-16
4-H Building Exhibits.....	17-36
Animals.....	17
Agriculture and Natural Resources.....	17-18
Creative Arts.....	18-21
Design Elements and Art Principles.....	21
Family & Consumer Sciences.....	21-24
Personal Development.....	24-25
Science, Engineering & Technology.....	25-26
4-H Fashion Revue.....	27
Clothing Selection.....	27
\$20 Challenge.....	28
Style Show.....	28
Garden Crops.....	29-32
Communications.....	33-36
Davis County Poster Class & Poster Communications.....	35-36
Division 1 – Market Beef.....	37-38
Division 2 – Beef Females.....	39-40
Division 3 – Bucket/Bottle Calf.....	41-42
Division 4 – Cow/Calf.....	42
Division 5 – Dairy Cattle.....	43-45
Division 6 – Market Lamb.....	46-47
Division 7 – Purebred Sheep.....	48
Division 8 – Crossbred & Non-registered Breeding Sheep.....	49
Division 9 – Swine.....	50-51
Division 10 – Meat Goat.....	52-53
Division 11 – Dairy Goat.....	54
Division 12 – Pony, Horse & Pleasure Mules.....	55-57
Division 13 – Dog.....	58-62
Division 14 – Chickens.....	63
Division 15 – All Other Poultry.....	64
Division 16 – Rabbits.....	65-66
Division 17 – Cats.....	67
Division 18 – Pets.....	67
Division 19 – Clover Kids.....	68
Division 20 – FFA Mechanics & Horticulture.....	69
Code of Conduct for Youth and Families.....	70-71
Iowa Exhibitor Youth Code of Ethics.....	72
Grievance Policy.....	73-77

Extension Staff

Maggie Hougland, *County Youth Coordinator*
John Stewart, *Office Assistant*

Cindy Hall, *Region 26 Director*
Courtney Chapman, *4-H Youth Program Specialist*

Extension Council

Dana Batterson
Beverly Guinn
Ryan Heemsbergen
Tucker Henderson
Kayci Knowler

Carolyn Scott
Jackie White
Steve Wilson
Meleia Wuthrich

4-H Clubs

Club	Leaders
Chequest Eagles	Michael and Andrea Bailey, Josh and Beth Saner, Shelley White, JoLynne Davis
Clever Clovers	Teri Hanna, Chris Hanna, Rachel Hanna
DC Wranglers	Janice Batterson and Dana Batterson
Kalico Kids	Shannon Smith, Jackie White, Jessica Glosser, Melinda Replogle, Lisa Schultz
Odyssey	Debbie VanHorn
Pure Country	Beth Davis
Bullseye Busters	Matt Froah, Teri Hanna, Chris Hanna, Aaron McGregor, Wes Henderson
Power Paws	Kelly Swan
Clover Kids	Alissa Marlow and Kristen Nevins

County Fair 4-H Dates & Events

- February 1st** Deadline for all market beef enrollments. Due on 4-HOnline by midnight
- May 15th** Deadline for all project enrollments. Due in 4-HOnline by midnight
- May 15th** Identification of all animals is due in 4-HOnline by midnight
- July 1st** All animal entry fees are due in FairEntry by midnight.
- July 1st** Rabbit entries due in 4-HOnline by midnight
- July 1st** Davis County Fair FairEntry Deadline. All livestock and Static Exhibit entries must be placed in FairEntry by this date.
- July 1st** Iowa State Fair FairEntry Deadline for livestock and horticulture entries. Must be entered in FairEntry by midnight.
- July 1st** YQCA training must be completed. Certificates should be turned into the Extension Office.

Mission Statement

All 4-H members are expected to provide management and care of livestock projects. 4-H projects exhibited in the 4-H building are to be completed by a 4-H member.

Davis County Fair Schedule
July 16th – 20th, 2025

All species of animals may be re-weighed one time at the fair weigh-in during the time frame designated; the second weight will be the weight used. Animals are not to be brought to the fairgrounds until the entry day on Wednesday, July 16th! Only animals that are being shown are allowed at the Davis County Fair – no extra animals allowed! Livestock must be in stalls by end of weigh-ins.

<i>Date</i>	<i>Time</i>	<i>Event</i>	<i>Location</i>
Monday July 14 th	5:30pm	Dog Show	Blue Ribbon Barn
Tuesday July 15 th	9am-3:15pm	Static Project Judging	Fair Hall
Wednesday July 16 th	6am-8am 8am-10am 9am-11am 1pm-2pm 2pm-3pm	Swine Weigh-in Poultry & Rabbit Weigh-in Beef Weigh-in Sheep & Goat Weigh-in Horse Check-in	Swine Barn Jr. Livestock Pavilion Show Pavilion Jr. Livestock Pavilion Horse Barn
Thursday July 17 th	8am 8am 9am 4pm	Jr. Poultry Show Bottle Animal Interviews Jr. Horse, Pony & Mule Show Jr. Sheep Show	Jr. Livestock Pavilion Show Pavilion Show Pavilion Jr. Livestock Pavilion
Friday July 18 th	8am 9am 9:30am 4pm 6pm	Jr. Dairy Show Jr. Beef Show Jr. Rabbit Show Jr. Goat Show 4-H Fashion Revue, Clothing Selection & \$20 Challenge	Show Pavilion Show Pavilion Jr. Livestock Pavilion Jr. Livestock Pavilion Veatch Memorial Stage
Saturday July 19 th	8am 2:00pm 2:30pm 3:00pm 5pm 6pm	Jr. Swine Show Clover Kids Bottle Animal Show Clover Kids Pet Show 4-H+FFA Pet & Cat Show Parade of Champions 4-H Communications	Jr. Livestock Pavilion Jr. Livestock Pavilion Jr. Livestock Pavilion Jr. Livestock Pavilion Show Pavilion Veatch Stage
Sunday July 20 th	6am-9am 6am-10am 1pm	Livestock Exhibits Released 4-H Building Exhibit Released Premier Stockman	--- --- Show Pavilion and Jr. Livestock Pavilion
Monday July 21 st	9am	Jr. Livestock and Static Auction	Jr. Livestock Pavilion

4-H and FFA Members are responsible for the removal of his/her exhibits from the 4-H Building at release time. Each club is responsible for cleaning their booth.

4-H Building Fair Work Schedule for 2025

Pre-Fair Cleanup – Davis County Extension Office will contact the club on a date and time

Clubs Involved: Kalico Kids

Monday, July 14: 4-H Club Booth Arrangement 10:00am-1:00pm (or an arranged time with building superintendent)

- 1 leader and at least 2 members from each club need to be present
- Booth sizes are 8' x 3.6' - Booth Assignment: Locations to be determined

Tuesday, July 15: Exhibit Entry & Conference Judging 9:00am-3:15pm

- All leaders and members from every club. Judging schedule will be distributed to leaders

Building Sentinel Responsibilities

Time: Workers should report promptly at times specified below.

Clubs Involved: One adult and two 4-H members from each club listed below. You may divide your shift or change people, just so there is always one adult and two youth at all times

Note: This is not a time for club parties – You are to be hosts and hostesses for the building.

Wednesday, July 16

10:00 am – 7:00 pm – Staff

7:00 pm – 10:00 pm - Extension Council

Thursday, July 17

10:00 am-Noon – Staff

12:00 pm-3:15 pm – DC Wranglers

3:15 pm -6:30 pm – Odyssey

6:30 pm – 9:45 pm – FFA

9:45 pm-10:00 pm – Staff

Friday, July 18

10:00 am-Noon – Staff

12:00 pm-3:15 pm - Clover Kids

3:15 pm- 6:30 pm – Kalico Kids

6:30 pm – 9:45 pm – Pure Country

9:45 pm – 10:00 pm – Staff

Saturday, July 19

10:00 am-Noon – Staff

12:00 – 3:15 pm – Clever Clovers

3:15 pm – 6:30 pm – Chequest Eagles

6:30 pm – 7:30 pm – Staff

7:30 pm – 10:00 pm – Staff

Sunday, July 20

6 am – 2 pm– Release exhibits

Leaders pick up entry forms. 4-H members check out through leaders. When forms are completed, return to leader. Do not get behind displays at this time. Ask for assistance if you need it! If you are unable to pick up your exhibits at this time, you must make arrangements with someone else to pick them up for you. Please see that the building is left in good condition, but sweeping is not necessary. Each club is responsible for cleaning up their own booth. Anything left behind will come to the Extension Office.

Section 1: Requirements for 4-H/FFA Members Qualifying to Exhibit at the Davis County Fair

1. Enrollment in a Davis County 4-H club and enrolled in 4HOnline. The 4-H year begins on September 1st and enrollments need to be in 4HOnline ASAP after that time. No one exhibits without an enrollment on file by May 15th. Enrollments and all livestock identification will be done in 4HOnline by 11:59pm on May 15th. At midnight, the 4HOnline animal IDs will be locked and you will not be able to make any changes or add any animal. Class entries must be entered into FairEntry by July 1st.
2. Qualify as an active 4-H member prior to the first day of the fair by being involved in a minimum of six 4-H programs/activities, including three or more club meetings in Davis County. Or qualify as an active FFA member per FFA guidelines.
3. The last year of eligibility is the fair following high school graduation.
4. FFA members must be in good standing with local chapter and meet age guidelines. FFA members can only show until the fair following their Senior year of high school. FFA exhibitors must be a member of one of the following FFA chapters (Ottumwa, Davis County, Moulton-Udell, Moravia, Cardinal, Van Buren, or Eddyville) or be a resident of Davis County to show at the Davis County Fair. Check with the Davis County FFA advisor to ensure you meet these requirements.
5. All exhibitors and parents must sign paper copies of the "Iowa 4-H Code of Conduct for Youth and Families" and the "Iowa Exhibitor Youth Code of Ethics" to be eligible to show at the county fair.
6. Wear a 4-H or FFA shirt and sensible shoes when competing. No hats or caps will be allowed during judging. Horse and Dairy Division exhibitors, check for specific attire.
7. Judge decisions are final.

Section 2: How Do I Exhibit in the 4-H/FFA Building at the Davis County Fair?

All requirements apply from Section One – Requirements for 4-H/FFA Members Qualifying to Exhibit at the Davis County Fair. **Check for additional requirements in each individual project division**

1. 4-H exhibit divisions are determined by 4-H member's grade on September 15 of current 4-H year.
 - Junior – 4th, 5th, 6th grades
 - Intermediate – 7th, 8th, 9th grades
 - Senior – 10th, 11th, 12th grades
2. 4-H members completing 5th-12th grades are eligible for State Fair consideration. 4th grade members are eligible for Outstanding Junior Exhibit recognition. Exception: Group exhibits from an entire club may include 4th grade members.
3. Project Enrollment requirements follow Iowa State Fair Requirements.
4. FFA members may exhibit projects in photography, horticulture, floriculture, or projects which have been constructed either in ag mechanics or in the home shop. Exhibitors in 4-H classes are not eligible to exhibit in a similar department for FFA divisions or vice-versa.
5. Exhibits previously entered in an FFA Ag Science Fair or any other FFA event or competition may not be entered in any 4-H exhibit class.
6. FairEntry: You will enter all static exhibits in FairEntry. You will get a list of all exhibits entered and tags for those exhibits when you check in on judging day at the fair. All entries are due by 11:59pm on July 1st.

7. Judging schedule. Bring all static exhibits to the 4-H/FFA building on Tuesday of the fair. Before the fair, a judging schedule will be sent to each club leader showing the time for your club's exhibits to be judged.
8. Only parents or one helper will be allowed in the judging area with each 4-H member and should remember "who is the 4-H member" and refrain from making comments.
9. Premium money will be paid to 4-H/FFA members during the fair. Premium rates are:
 - a. Purple Ribbon \$4, Blue Ribbon \$3, Red Ribbon \$2, White Ribbon \$1
10. Removing exhibits. Each 4-H/FFA member is responsible for the removal of their exhibits from the building at release time only. Leaders may remove your exhibits for you in case of a time conflict.
11. Exhibits can be done by an individual or group and may represent all or part of the learning in the project or program.

All 4-H Exhibits Must

- Derive from 4-H project work and be completed by the 4-H member exhibiting
- Represent appropriate safety procedures in the development of the exhibit and during the evaluation process.
- Meet size requirements: Posters may not exceed 24" x 36" in size; chart boards, graph boards, project presentation boards, model displays, etc., may not exceed 48" x 48" in size. Maximum size is determined by measuring the flat (unfolded) dimensions; display boxes may not exceed 28" x 22" in height or width and 12" in depth (see specific divisions for other space guidelines)

All County Fair Exhibits Must Include:

- Exhibit Form – a written explanation, audio cassette, or video tape, is to be included as part of each exhibit. The exhibitor should respond briefly to the following questions about the exhibit:
 - i. What were your exhibit goals? (What did you want to learn and accomplish?)
 - ii. How did you go about working toward your goals? (Include steps, costs, decisions made.)
 - iii. What were the most important things you learned as you worked toward your goals?
- Check for additional requirements in exhibit classes for food and nutrition, photography, and visual art classes.
- The 4-Her's goal and applicable exhibit standards will form the basis of the evaluation process. Evaluation criteria will include demonstrated learning, workmanship and techniques, and general appearance and design. Refer to exhibit class evaluation rubrics for detailed evaluation criteria in each class. Rubrics are located on each project page at www.extension.iastate.edu/4h/exhibit-tip-sheets
- State Fair Exhibits: 4-H exhibits advancing to the Iowa State Fair will be selected from county fair entries. Therefore, exhibits must meet State Fair class requirements or will be judged incomplete and graded down.
- Large exhibits selected to advance to the Iowa State Fair are the responsibility of the 4-H member to deliver to and remove from the Iowa State Fair 4-H Building.
- Exhibits not accepted include:

Exhibits not accepted include:

- No unfinished items will be accepted for judging
- Multiple items using the same process, same pattern, mold, recipe, etc. Example: red pajamas and blue pajamas made from the same pattern. Drop cookies such as chocolate chip drop cookies, monster drop cookies, oatmeal drop cookies. These are all drop cookies using the same process. An accepted example is brownies (a bar cookie); chocolate chip cookies (a drop cookie); and date pinwheel cookies (a refrigerated, slice and bake cookie). These are 3 different processes.

- Copyright materials. Examples of copyright materials are logo, design, artwork, written material, etc. created by someone else like the Hawkeye logo, Sponge Bob Square Pants, Snoopy, paintings by artists, poetry, etc. You may see a copyright symbol - © a small circle with the letter C inside of it beside the logo. The creator becomes the owner of the material through a legal process. The owner is the only one allowed to use the copyright materials. When permission has been granted by the owner of the copyright, an exhibitor may use copyright materials in an exhibit. The exhibit will be displayed and labeled appropriately. Pinterest may be used for ideas but the original source must be documented.
- Computer materials with copyright. Many sources of clip art are "public domain," which means using it isn't a copyright problem, but it would not be original. Read and follow the use restrictions of the clip art source. If you see the copyright symbol, do not use that material without permission.
- Exhibits will not be accepted if they include plants taken from parks; endangered, threatened, or protected plants, animals, or insects; songbird feathers or nests. Game animals legally taken are acceptable, with the exception of any hogs – per State Law. Live specimens of noxious weeds or invasive species are NOT permitted in any exhibit. Dried specimens are acceptable to use in exhibits, however, viable noxious/invasive plant seeds shall not be included.

Section 3: How Do I Exhibit Animals at the Davis County Fair?

All requirements apply from Section One – Requirements for 4-H/FFA Members Qualifying to Exhibit at the Davis County Fair. **Check for additional requirements in each individual project division.

- Both 4-H and FFA exhibits are in competition within the same classes in what is called the Junior Livestock Show at the Davis County Fair
- ALL ANIMAL ENTRIES MUST BE ENTERED INTO FAIRENTRY BY JULY 1ST.

Exhibitors must qualify by:

1. 4-H exhibitors enroll in 4HOnline by 11:59pm on May 15th.
 - a. Livestock identification (ID) entered in 4HOnline by 11:59pm on May 15th. This identifies your animals by ear tag, ear notches, tattoo, breed, sex, color, weight, age, etc. Exception is market beef ID which is due by February 1st and must be verified by 4-H member prior to February 1st. Animals may not be identified as both a 4-H and a FFA exhibit. Youth however may identify separate animals in the same division. For example, a youth may ID market lambs A, B and C in 4-H, and market lambs D, E and F in FFA.
2. Attend YQCA training or take the online test and have a certificate on file by July 1st of current year. There is the option to take this training online or instructor led. The online training and test will be \$12. The instructor led training will be \$3.
3. Pay entry fee at Extension Office by July 1st. An entry fee will be charged per head when the following livestock are entered for the Davis County Fair in FairEntry; Beef, Dairy, and Horse fees will be \$5/head and Goats, Sheep, and Swine will be \$1/head. Rabbits and poultry will be charged \$2.50/pen. Dogs, Cats, and Pets will be charged \$1/head. All animal entries must be entered into FairEntry by July 1st. Fees double for late entry. Superintendents have the authority to reduce stalls to the actual number required. No stalls may be purchased as take areas! Entry fees are non-refundable.
4. Meet ownership identification and requirements. Joint member partnership entries will not be accepted with the exception of horses and dogs as outlined in 4H-202.

All animals exhibited must:

1. be an outgrowth of project areas in which the 4-H/FFA member is enrolled.
2. be entered in the name of the owner and comply with 4-H/FFA regulations.

3. must be in the possession of the exhibitor by May 15 of current year. (Definition of Possession: the youth who will be exhibiting the animal/s is the majority caretaker of his/her animal/s, this includes taking part in the care of his/her animal/s an average of 2-3 times every single week.)
4. Have registration papers turned in to the Extension Office by May 15th if entering in purebred/registered classes. Registration papers must be in the exhibitor's name or in partnership with parent or guardian.
5. Comply with health requirements as laid down by state veterinarians. See Health Requirements following Section 4.
6. Proper 4-H/FFA identification per species prior to initial check-in at Fair. See requirements in 4HOnline and applicable sections of this book
7. Any identification issues should be resolved prior to date of Fair weigh-in/check-in.
8. DNA samples for **beef**, sheep, goats, and swine will be collected at the initial weigh-in and stored in the county office to verify the animal if tags are lost. If an animal (sheep, goat, or **beef**) has a retinal image collected for Iowa State Fair, that animal does not need the additional DNA sample collected. All re-tagged animals are subject to having DNA/retinal images collected at any time and for any reason. If a re-tagged animal is a division champion or reserve champion, DNA/retinal images will be collected. Any discrepancies in the comparisons will result in forfeiture of all county fair awards prizes, and premiums and barring of the entire immediate family for the current year and the following year's fair.

Information you need to know.

1. If an ear tag is lost, staff, superintendent or trained committee members must do all retagging.
2. Market animals will be weighed in once at the beginning of the fair and not be weighed in again on livestock auction day.
3. Ultra-sound carcass contests will be conducted in market swine, beef, goats and lambs. See specific divisions.
4. The following people may help 4-H/FFA members with grooming their livestock on the fairgrounds.
 - a. Any family member of the 4-H/FFA member
 - b. Any eligible 4-H/ FFA members through the summer following their senior year
 - c. **Any Davis County 4-H/FFA family exhibiting can help another Davis County 4-H/FFA family exhibiting**
5. Use of hemp hair or other hair-like materials added to the animal's body, surgical or other alterations to the animals such as the use of permanent dyes or paints to alter the animal's original color will not be allowed. Dehorning 1st year livestock is recommended but optional. EXCEPTION: Horses may have fake tails.
6. Substitutions of 4-H/FFA showman without approval of the division superintendent may be made if an exhibitor has more than one animal per class. Exhibitor must be exhibiting one of the animals. In case of sickness, an exhibitor may select a Davis County 4-H/FFA eligible member to show his/her exhibit; video/virtual exhibits will not be allowed. A member with special needs shall be allowed assistance during the judging of their exhibits. You must fill out a Special Accommodations Request form with the Davis County Extension Office prior to the start of the Fair. Clover Kids are not eligible to be a substitute showman.
7. Premium money will be paid on ribbons: purple - \$4, blue-\$3, red-\$2, white-\$1.
8. Only animals with purple or blue ribbons are eligible to receive trophies.
9. Pens of market sheep and swine will be placed in blue, red and white groups in each class with premiums paid on that basis.
10. Showmanship classes (except beef) will be held at the beginning of each species show. Senior showmanship class (grades 10-12) will be first followed by Intermediate class (grades 7-9) then Junior class (grades 4-6)

11. Any 4-H/FFA member may enter showmanship classes exhibiting livestock they have brought to the Junior Livestock Show. Ribbons will be presented to outstanding youth participants at the judge's discretion. Those who have won their showmanship class at the previous fair may move up to the next class level.
12. Each exhibitor is responsible for the removal of animals at scheduled release time. No exhibitor may remove animal until that time unless deemed necessary by the fair veterinarian. A member removing any animal without permission before release time will forfeit the sale of that animal and any other animals at the Junior Livestock Auction at the fair. The Removal Committee will have the final decision if a non-medical decision needs made. The Removal Committee will be the Fair Board president or designee, barn superintendent, a Youth Committee member and the County Youth Coordinator.
13. No straw will be used for bedding. Bedding will be available at the fair for a minimal fee.
14. No butt fans are allowed (in alley way), only hanging fans at front of stall or side fans allowed.
15. All retinal scans must be done at weigh-ins prior to fair.
16. Exhibitors are responsible for cleaning stalls as livestock is removed. Stalls will be checked.
17. Any artificial means of removing or remedying physical defects or conformation in exhibition animals (i.e. lifting or filling under the skin, etc.) will be considered fraud and deception. No unnatural means of providing an animal feed, water, or other fluids will be allowed. If there are health concerns regarding dehydration, the fair veterinarian should be contacted.

Static Auction (Not new, just new to rulebook)

1. 4-H/FFA members must be present to sell their static item.
2. 4-H/FFA member will NOT sell any food items at the auction.
3. Numbers for order of sale will be drawn when the exhibitor brings their static item to the static booth in the 4-H building.
4. 4-H/FFA members can only participate in one auction. For example, if you are selling livestock, you are NOT able to participate in the static auction.
5. If your project gets selected for state, it can not be in the static auction.
6. You can only sell ONE item.
7. The 4-H/FFA member has 30 minutes after judging to put their item in the auction unless it is being considered for state. If that item ends up not going to state, then it can be placed in the auction as soon as items being judged for state are done. If it gets to go to state, then the 4-H/FFA member can choose a different item to be placed in the auction.
8. The 4-H/FFA member is responsible for writing a brief description of their item and helping display it in the auction booth.
9. The 4-H/FFA member is responsible for delivery of their item at the end of the auction.
10. If necessary, shipping will be paid for by the buyer.
11. 4-H/FFA members must wear their 4-H/FFA shirt and jeans.
12. The 2025 sale order is: Static Items, Sheep, Poultry, All Other Poultry, Beef, Swine, Rabbits, and Goats.

Junior Livestock Auction

1. All animals must have been shown at the current Davis County Fair to be eligible for the Junior Livestock Auction
2. Light weight animals may sell at the Junior Livestock Auction but will be sold at the end of each species.
3. Market animal weigh-in weight at the beginning of the fair will be used as the sale weight.
4. The 2025 sale order is: Static Items, Sheep, Chickens, All Other Poultry, Beef, Swine, Rabbits, and Goats.
5. Beef will be sold individually by the pound. Swine will be sold in groups of 3 and sold individually. Sheep will be sold individually by the pound. Goats will be sold by the head. Chickens, all other poultry, and rabbits, will be sold individually or as a group of 3.
6. All exhibitors must turn in sale form with list of animal ID numbers intended for sale by 2:00pm on Saturday July 19th, 2025.
7. Numbers for order of sale will be drawn at weigh-ins or in advance of auction. Listing of order of sale will be posted in the respective barns and in the 4-H building prior to auction.
8. Sale of animals at the fair is limited to 2 beef, 3 hogs, 3 sheep, 3 meat goats, 3 meat rabbits, 3 Chickens, and 3 all other poultry. Chickens and all other poultry may be sold individually or 3 selling as a pen.
9. Bucket calves and dairy steers may be sold at the sale, but will be counted as a beef
10. Other animals are to be sold at private treaty and weighed at a point determined by buyer & seller.
11. All animals are to be paid for within seven days.
12. Animals that advance to the South Central Iowa Showdown are allowed to go through the Jr. Livestock Auction and must be returned to the buyer within 7 days of the last eligible show.

Junior Livestock Auction Sale Order

Beef

Grand or Overall Champion
Grand or Overall HR Champion
Res. Grand or Overall Champion
Res. Grand or Overall HR Champion
Carcass Champion
Reserve Carcass
Ultrasound Champion
Top Rate of Gain
Return Bucket Steer/Market Heifer Champion

Goats

Grand or Overall Champion
Grand or Overall HR Champion
Res. Grand or Overall Champion
Res. Grand or Overall HR Champion
Ultrasound Champion
Top Rate of Gain

Chickens

1st Place A1
1st Place A2
2nd Place A1
2nd Place A2

All Other Poultry

Grand Champion All Other Poultry
Reserve Champion All Other Poultry

Swine

Grand or Overall Champion
Grand or Overall HR Champion
Res. Grand or Overall Champion
Res. Grand or Overall HR Champion
Champion or Overall Champion Pen of 3
Reserve or Reserve Overall Pen of 3
Ultrasound Champion
Top Rate of Gain

Rabbits

Grand Champion Meat Pen
Reserve Champion Meat Pen

Sheep

Grand or Overall Champion
Grand or Overall HR Champion
Res. Grand or Overall Champion
Res. Grand or Overall HR Champion
Champion Pen of 2
Reserve Pen of 2
Ultrasound Champion
Top Rate of Gain



**2025 HEALTH REQUIREMENTS FOR THE EXHIBITION OF LIVESTOCK, POULTRY
AND BIRDS AT STATE FAIR, DISTRICT SHOWS AND EXHIBITIONS**

SECTION 1 – GENERAL

- A. All animals, poultry and birds intended for exhibition within the State of Iowa will be considered under quarantine and not eligible for showing until the owner or agent presents a CERTIFICATE OF VETERINARY INSPECTION, stating the animals, poultry or birds are apparently free from symptoms of infectious or communicable diseases as determined on clinical inspection by an accredited veterinarian within 30 days (14 days for sheep and 7 days for swine) prior to date of entry to exhibition grounds.
- B. **Please Note** (Veterinarian and Exhibitor): The Certificate of Veterinary Inspection must include the name of the owner or exhibitor and 911 address of the site the animal(s) reside, the name and 911 address of the exhibition, and shall only be used for one exhibition.
- C. INDIVIDUAL CERTIFICATES OF VETERINARY INSPECTION WILL NOT BE REQUIRED in certain classes if the division superintendent has made prior arrangements with the official fair veterinarian to have all animals and/or birds inspected on arrival and prior to exhibition.

ANY EVIDENCE OF WARTS, RINGWORM, FOOT ROT, PINK EYE, DRAINING ABSCESES,
OR ANY OTHER CONTAGIOUS DISEASE WILL ELIMINATE THE ANIMAL FROM THE
SHOW.

**CONSULT YOUR STATE AND/OR COUNTY FAIR BOOK FOR ADDITIONAL OR
SUPPLEMENTAL REGULATIONS.**

SECTION 2 – ALL CATTLE

All cattle intended for exhibition shall have individual official identification and be accompanied by a Certificate of Veterinary Inspection that lists official identification. Examples of acceptable official identification include but may not be limited to; a USDA approved alphanumeric tag, Brucellosis (calfhood) vaccination tag, purebred registry tattoo (if Certificate of Veterinary Inspection is accompanied with registration papers that shows purebred registry tattoo), or USDA approved RFID or 840 series tag. This is not the same as the definition below under market beef.



TUBERCULOSIS (Iowa is Class Free):

Cattle originating from an accredited-free state or zone may be exhibited without other testing requirements when accompanied by a Certificate of Veterinary Inspection that lists official individual identification (see above). Cattle from a herd or area under quarantine for tuberculosis may not be exhibited. Cattle from a state or zone which is not an accredited-free state or zone must meet the following requirements:

1. An individual animal test conducted within 60 days of the exhibition, or
2. Originate from a tuberculosis accredited-free herd, with the accredited herd number and date of last test listed on the Certificate of Veterinary Inspection.

BRUCELLOSIS (Iowa is Class Free):


- A. Native Iowa cattle originating from a herd not under quarantine can be exhibited without other testing requirements when accompanied by a Certificate of Veterinary Inspection, showing official individual identification.
- B. Cattle originating outside the state must meet one of the following requirements:
 1. Originate from Brucellosis Class "Free" states when accompanied by a Certificate of Veterinary Inspection and showing individual official identification, or
 2. Official vaccinates under 24 months (beef), 20 months (dairy) when accompanied by a Certificate of Veterinary Inspection, showing official calfhood vaccination and individual official identification, or
 3. Animals of any age originating from a herd not under quarantine when accompanied by a Certificate of Veterinary Inspection, showing a report of a negative brucellosis test conducted within 30 days prior to opening date of exhibition and individual official identification, or
 4. Originate from a certified brucellosis free herd, accompanied by a Certificate of Veterinary Inspection, showing individual official identity, herd number, and date of last test, or
 5. Calves under 6 months of age when accompanied by a Certificate of Veterinary Inspection, showing individual official identification.




NOTES:

1. All brucellosis tests must have been confirmed by a State-Federal Laboratory.
2. All nurse cows that accompany calves to be exhibited must meet above health requirements.
3. All cattle and bison originating from states not officially classified as brucellosis or tuberculosis free must obtain a pre-entry permit from the Iowa State Veterinarian's Office. (515-281-5547)
4. Official individual identification listed on a Certificate of Veterinary Inspection required for all cattle and bison of any age **coming in from out of state** used for rodeos, recreational events, shows and exhibitions.
5. Trichomoniasis testing is not required for rodeo or exhibition bulls temporarily in the state that leave after the event. Effective February 12, 2014, bulls intended for sale must have a negative trichomoniasis test within 30 days prior to importation and no subsequent sexual exposure. The test results must be noted on the Certificate of Veterinary Inspection. The testing requirement does not apply to virgin bulls under 24 months of age and needs to be noted on the Certificate of Veterinary Inspection the bull(s) is a "virgin" or not sexually exposed to any female cattle.

SECTION 3 – MARKET BEEF CATTLE (All cattle other than BREEDING CATTLE)

Steers and beef-type heifers exhibited in market classes must be accompanied by a Certificate of Veterinary Inspection, showing individual official identification for each animal and originate from a herd not under quarantine. **NOTE:** Official identification tags must have US shield  to be official ID tag.

Examples of acceptable official identification are; a USDA approved alphanumeric tag, Brucellosis (calfhood) vaccination tag, or purebred registry tattoo, or USDA approved RFID or 840 series tag. 4H and FFA tags bearing the US shield  are also official ID.



SECTION 4 – SWINE

GENERAL:

1. All swine shall originate from a herd or area not under quarantine. All swine shall have official identification and be accompanied by a Certificate of Veterinary Inspection. The Certificate of Veterinary Inspection shall indicate that a licensed and accredited veterinarian has inspected the swine and that the swine appear free from symptoms of any infectious or communicable disease. An initial inspection shall have occurred within seven days prior to the date of entry into the exhibition site. All swine shall be inspected again upon arrival at the exhibition site and before the swine are unloaded or leave a designated and isolated inspection area. Biosecurity and sanitary practices shall be implemented for all inspections. All identification is to be recorded on the pseudorabies test chart and the Certificate of Veterinary Inspection. Electronic identification will not be considered official identification for exhibition purposes. Registration ear notches for registered swine are not considered official ID.
2. **Swine exhibition requirements.** “Swine exhibition” means an exhibit, demonstration, show, or competition involving an event on the state fairgrounds, a county fair, or other exhibition event. The sponsor of the exhibition must retain an Iowa licensed veterinarian to supervise the health of the swine at the exhibition location. The sponsor must electronically file the approved registration form and obtain approval from the state veterinarian at least 30 days before the event. The registration form includes the name of the exhibition and the address and telephone number of its location; the name, address and telephone number of the veterinarian; and the date of the planned exhibition. Sales of swine will not be allowed unless the event has been registered and received approval from the state veterinarian 30 days prior to the event.
3. **Swine exhibition report required.** The sponsor of the swine exhibition shall electronically submit to the department the approved report form within five business days after the conclusion of the exhibition. The form includes the name of the exhibition and the address and telephone number of its location; the name, address and telephone number of the veterinarian; the date that the exhibition occurred; the name, address and telephone number of the owner of the swine; and the address and telephone number of the premises from which the swine was moved after the exhibition if such premises is a different premises.



BRUCELLOSIS (Iowa is Class Free):

1. Native Iowa Swine – No brucellosis test required for exhibition purposes.
2. Swine from Out of State – All breeding swine six months of age and older must either:
 - A. Originate from a Brucellosis Class "Free" state; or
 - B. Originate from a brucellosis validated herd with herd certification number and date of last test listed on the Certificate of Veterinary Inspection; or
 - C. Have a negative brucellosis test conducted within 60 days prior to show and confirmed by a state-federal laboratory.

AUJESZKY'S DISEASE (PSEUDORABIES) - ALL SWINE (Iowa is Stage V)

1. Native Iowa swine – No pseudorabies testing requirements prior to the exhibition will be necessary for native Iowa swine.
2. Swine originating outside Iowa – All exhibitors must present a test record and Certificate of Veterinary Inspection that indicate that each swine has had a negative test for pseudorabies within 30 days prior to the show (individual show regulations may have more restrictive time restrictions), regardless of the status of the herd, and that lists the individual official identification.

SECTION 5 – SHEEP

1. All animals must be individually identified on a Certificate of Veterinary Inspection and originate from herds or areas not under quarantine. The Certificate of Veterinary Inspection for sheep will require clinical inspection by an accredited veterinarian within 14 days prior to date of entry to exhibition grounds.
2. All sexually intact sheep must be identified with an individual Scrapie Flock of Origin identification tag or another official Scrapie tag, and this tag number must be listed on the Certificate of Veterinary Inspection. For Scrapie Flock of Origin tags, the tag number listed on the Certificate of Veterinary Inspection must include the flock identification number and the individual animal number – Ex. IA1234-5678. (IA1234 is the Scrapie Flock identification number and 5678 is the individual number.) For other official Scrapie tags, the complete tag numbers (for serial tags for example: IAAC5818) must be listed on the Certificate of Veterinary Inspection.



3. Wethers less than 18 months of age are required to have an individual identification and a Scrapie tag may be used, but a Scrapie tag is not required.
4. **Any evidence of club lamb fungus, ringworm, draining abscesses, foot rot, sore mouth, or any other contagious disease will eliminate the animal from the show.**

SECTION 6 – GOATS

1. All animals must be individually identified on a Certificate of Veterinary Inspection and originate from herds or areas not under quarantine. The Certificate of Veterinary Inspection for goats will require clinical inspection by an accredited veterinarian within 30 days prior to date of entry to exhibition grounds.
2. All sexually intact goats must be identified with:
 - a. An individual Scrapie Flock of Origin identification tag, or
 - b. another official Scrapie tag, or
 - c. An official Scrapie tattoo registered with USDA (to register, call 1-866-USDA-TAG).
 - d. For each sexually intact goat, the complete Scrapie identification number must be written on the Certificate of Veterinary Inspection as follows:
 - i. For Scrapie Flock of Origin tags, the tag number listed on the Certificate of Veterinary Inspection must include the flock identification number and the individual animal number – Ex. IA1234-5678. (IA1234 is the Scrapie Flock identification number and 5678 is the individual number.)
 - ii. For other official Scrapie tags, the complete tag numbers (for serial tags for example: IAAC5818) must be listed on the Certificate of Veterinary Inspection
 - iii. For tattoos, the complete tattoo number (both the Scrapie herd tattoo prefix and individual number) must be listed on the Certificate of Veterinary Inspection.
 - iv. The Certificate of Veterinary Inspection must also include a statement certifying the herd's participation in the Scrapie program.

If you use tattoos instead of Scrapie tags:

- ***Complete numbers from both ears (or complete tail or flank numbers) must be listed on the Certificate of Veterinary Inspection.***
- ***Herd tattoo prefix must be registered with USDA by calling 1-866-USDA-TAG (1-866-873-2824).***
- ***A statement must be included on the Certificate of Veterinary Inspection indicating that the herd participates in the Scrapie program, and listing the official tattoo registered to the herd.***



3. Wethers less than 18 months of age are required to have an individual identification and a Scrapie tag may be used, but a Scrapie tag is not required.
4. **Any evidence of club lamb fungus, ringworm, draining abscesses, foot rot, sore mouth, or any other contagious disease will eliminate the animal from the show.**
5. Goats originating from outside of the state exhibiting at a state or district show and considered for sale at the exhibition - must originate from a state certified brucellosis free herd, or the animal(s) exhibited must have a negative brucellosis test performed within 90 days of the exhibition. In addition, they must originate from a herd having a whole-herd negative Tuberculosis test within the last twelve months, or the animal(s) exhibited must have a record of a negative tuberculosis test performed within 90 days of exhibition. Brucellosis and tuberculosis class "free" state status for bovines is not recognized for goats moving into Iowa.

Goats originating from outside of the state exhibiting at a state or district show and returning to the premises of origin are exempt from testing requirements if the Certificate of Veterinary Inspection meets all general requirements, identification requirements and has the following statement written by the licensed accredited veterinarian on the Certificate of Veterinary Inspection: **"The goat(s) listed are for exhibition only and not for resale."**

SECTION 7 – HORSES AND MULES

All horses shall be accompanied by a Certificate of Veterinary Inspection with individual identification, or a description of the individual animal. These requirements apply to all horses entering the fairgrounds.

Native Iowa horses and mules can be exhibited when accompanied by an individual Certificate of Veterinary Inspection listing a description of the individual animals.

All equine originating from outside the state shall be accompanied by a Certificate of Veterinary Inspection listing a description of the individual animals; and indicating that each animal six months of age and older in the shipment has had a negative official equine infectious anemia test within twelve months of importation. The testing laboratory, accession number, and date of test must appear on the Certificate of Veterinary Inspection, or a copy of the Coggins (EIA) test paper must be presented.



SECTION 8 – POULTRY AND BIRDS

All poultry exhibited must come from U.S. Pullorum-Typhoid clean or equivalent flocks, or have had a negative Pullorum-Typhoid test within 90 days of public exhibition and the test must have been performed by an authorized tester. (SEE GENERAL SECTION 1.B) **Please note: Poultry purchased from a hatchery and raised for exhibition are not exempt from Pullorum-Typhoid testing requirements.**

SECTION 9 – DOGS AND CATS

All dogs and cats exhibited must have a current rabies vaccination certificate (SEE GENERAL SECTION 1.B)

SECTION 10 – FARM DEER

Accredited veterinarians must be approved to administer tuberculosis tests on Cervidae.

“Cervidae” means all animals belonging to the cervidae family, and “CWD susceptible cervidae” means whitetail deer, blacktail deer, mule deer, red deer, elk and moose.

1. *Native Iowa cervidae.* Native Iowa cervidae may be exhibited from a herd not under quarantine without additional testing for brucellosis or tuberculosis. Native Iowa cervidae may be exhibited without other testing requirements when accompanied by a Certificate of Veterinary Inspection that lists individual official identification.
 - A. All CWD susceptible cervidae must have originated from a chronic wasting disease monitored or certified herd in which these animals have been kept for at least one year or were natural additions. Cervidae originating from a herd with a diagnosis, signs, or epidemiological evidence or an area under quarantine for chronic wasting disease shall not be exhibited. The following statement must appear on the Certificate of Veterinary Inspection:

“All Cervidae on this certificate originate from a chronic wasting disease monitored or certified herd in which these animals have been kept for at least one year or were natural additions. There has been no diagnosis, signs, or epidemiological evidence of chronic wasting disease in this herd for the past year.”



- B. Other Cervidae – For all other cervidae, the following statement must appear on the Certificate of Veterinary Inspection:

“All Cervidae on this certificate have been part of the herd of origin for at least one year or were natural additions to this herd. There has been no diagnosis, signs, or epidemiological evidence of chronic wasting disease in this herd for the past year.”

2. *Cervidae originating outside Iowa* – Cervidae originating outside Iowa must obtain an entry permit from the State Veterinarian’s Office prior to import into Iowa. Cervidae originating outside Iowa which are six months of age or over must originate from a herd not under quarantine and be tested negative for Tuberculosis (TB) within 90 days of exhibition by the Single Cervical Tuberculin (SCT) test (Cervidae), or Dual Path Platform (DPP) blood test, or originate from an Accredited Herd (Cervidae), or originate from a Qualified Herd (Cervidae), with test dates shown on the Certificate of Veterinary Inspection. Herd status and SCT test are according to USDA Tuberculosis Eradication in Cervidae Uniform Methods and Rules effective January 22, 1999.

Cervidae originating outside Iowa which are six months of age or over must also be tested negative for Brucellosis within 90 days of exhibition, or originate from a Certified Brucellosis Free Cervid Herd, or a Cervid Class Free Status State (Brucellosis). This negative status must be determined by Brucellosis tests approved for cattle and bison and tested in a cooperative state-federal laboratory.

- A. All CWD susceptible cervidae must have originated from a chronic wasting disease monitored or certified herd in which these animals have been kept for at least one year or were natural additions. The originating herd must have achieved a CWD status equal to completion of five years in an approved CWD monitoring program, and the CWD herd number and enrollment date must be listed on the Certificate of Veterinary Inspection. Cervidae originating from a herd with a diagnosis, signs, or epidemiological evidence or an area under quarantine for chronic wasting disease shall not be exhibited. The following statement must appear on the Certificate of Veterinary Inspection:

“All Cervidae on this certificate originate from a chronic wasting disease monitored or certified herd in which these animals have been kept for at least one year or were natural additions. There has been no diagnosis, signs, or epidemiological evidence of chronic wasting disease in this herd for the past year.”



- B. Other Cervidae – For all other cervidae, the following statement must appear on the Certificate of Veterinary Inspection:

“All Cervidae on this certificate have been part of the herd of origin for at least one year or were natural additions to this herd. There has been no diagnosis, signs, or epidemiological evidence of chronic wasting disease in this herd for the past year.”

SECTION 11 – RABBITS AND OTHER SPECIES

(SEE GENERAL SECTION 1.B)

THE VETERINARY INSPECTOR IN CHARGE SHALL ORDER ANY ANIMALS, POULTRY OR BIRDS, WHEN FOUND TO BE INFECTED WITH ANY CONTAGIOUS OR INFECTIOUS DISEASES, TO BE REMOVED FROM THE FAIR OR EXHIBITION.

Mike Naig
Secretary of Agriculture
Iowa Department of Agriculture
and Land Stewardship

Jeff Kaisand, D. V.M.
State Veterinarian
Bureau of Animal Industry



2025 HEALTH REQUIREMENTS FOR EXHIBITION OF LIVESTOCK, POULTRY AND BIRDS AT A COUNTY 4H/FFA FAIR EXHIBITION


ANY EVIDENCE OF WARTS, RINGWORM, FOOT ROT, PINK EYE, DRAINING ABSCESES
OR ANY OTHER CONTAGIOUS OR INFECTIOUS CONDITION WILL ELIMINATE THE
ANIMAL FROM THE SHOW.

No individual Certificate of Veterinary Inspection will be required on Iowa origin animals or poultry exhibited at County 4-H/FFA Fair, but the animals must be inspected when unloaded or shortly thereafter by an accredited veterinarian. Swine are required to be inspected either before being unloaded or before leaving a designated isolation and inspection area (prior to mixing with any other pigs). All animals moving from out of state into an Iowa county 4H/FFA Fair must meet Iowa Animal and Livestock Importation requirements. Each show must have an official veterinarian.

Quarantined animals or animals from quarantined herds cannot be exhibited.

Official identification listed on a Certificate of Veterinary Inspection required for all cattle and bison of any age **coming in from out of state** used for rodeos, recreational events, shows and exhibitions.

SWINE

All swine must originate from a herd or area not under quarantine and must be individually identified. All swine are required to have individual official identification. All 4-H and FFA tags bearing the US shield  are official identification tags.

Swine originating outside of Iowa. All exhibitors must present a test record and Certificate of Veterinary Inspection that indicate that each swine has had a negative test for pseudorabies within 30 days prior to the show (individual show regulations may have more restrictive time restrictions), regardless of the status of the herd, and show individual official identification on test report. Electronic identification will not be considered official identification for exhibition purposes.

Swine exhibition requirements. “Swine exhibition” means an exhibit, demonstration, show, or competition involving an event on the state fairgrounds, a county fair, or other exhibition event. The sponsor of the exhibition must retain an Iowa licensed veterinarian to supervise the health of the swine at the exhibition location. The sponsor must electronically file the approved registration form and obtain approval from the state veterinarian at least 30 days before the event. The registration form includes the name of the exhibition and the address and telephone number of its location; the name, address and telephone number of the veterinarian; and the date of the planned exhibition. Sales of swine will not be allowed unless the event has been registered and received approval from the state veterinarian 30 days prior to the event.



Swine exhibition report required. The sponsor of the swine exhibition shall electronically submit to the department the approved report form within five business days after the conclusion of the exhibition. The form includes the name of the exhibition and the address and telephone number of its location; the name, address and telephone number of the veterinarian; the date that the exhibition occurred; the name, address and telephone number of the owner of the swine; and the address and telephone number of the premises from which the swine was moved after the exhibition if such premises is a different premises.

SHEEP AND GOATS

All sexually intact sheep must have an individual Scrapie Flock of Origin identification tag (Ex. IA1234-5678) or another official Scrapie tag. All sexually intact goats must be identified with an individual Scrapie Flock of Origin identification tag (Ex. IA1234-5678), another official Scrapie tag, or by an official tattoo registered with USDA (to register, call 1-866-USDA-TAG; 1-866-873-2824). Wethers less than 18 months of age are required to have an individual identification and a Scrapie tag may be used, but a Scrapie tag is not required.

POULTRY AND BIRDS

All poultry exhibited must come from U.S. Pullorum-Typhoid clean or equivalent flocks, or have had a negative Pullorum-Typhoid test within 90 days of public exhibition and the test must have been performed by an authorized tester. (SEE GENERAL SECTION 1.B) **Please note: Poultry purchased from a hatchery and raised for exhibition are not exempt from Pullorum-Typhoid testing requirements.**

However, "Market Classes" of poultry consigned to a slaughter establishment are exempt from the Salmonella testing requirements. "Market Classes" of poultry must be separated from all other poultry by a distance of ten or more feet and/or an eight-foot-high solid partition.

DOGS AND CATS

All dogs and cats exhibited must have a current rabies vaccination certificate.



FARM DEER

Accredited veterinarians must be approved to administer tuberculosis tests on Cervidae.

“Cervidae” means all animals belonging to the cervidae family, and “CWD susceptible cervidae” means whitetail deer, blacktail deer, mule deer, red deer, elk and moose. Native Iowa Cervidae may be exhibited without other testing requirements when accompanied by a Certificate of Veterinary Inspection that lists individual official identification.

All Cervidae must have been part of the herd of origin for at least one year or were natural additions, or must have originated from a chronic wasting disease monitored or certified herd in which these animals have been kept for at least one year or were natural additions. Cervidae originating from a herd with a diagnosis, signs, epidemiological evidence, or area under quarantine for chronic wasting disease may not be exhibited. The following statement must appear on the Certificate of Veterinary Inspection:

“All Cervidae on this certificate have been part of the herd of origin for at least one year or were natural additions to this herd. There has been no diagnosis, signs, or epidemiological evidence of chronic wasting disease in this herd for the past year.”

THE DECISION OF THE OFFICIAL SHOW VETERINARIAN WILL BE FINAL.

Jeff Kaisand, D.V.M., State Veterinarian
Iowa Department of Agriculture and Land Stewardship

4-H Building Exhibit Classes

All Static Exhibits Must Be Pre-Entered in FairEntry By July 1st.

4-H Building doors will be closed and locked at 3:15pm on Static Judging Day, Tuesday, July 15th, 2025.

Class Descriptions

Most exhibit classes have specific guidelines and requirements that will be included in the judging process. Members are highly encouraged to go to www.extension.iastate.edu/4h/exhibit-tip-sheets to find information about judging criteria for exhibits that they create from their 4-H project learning.

If a project entry is entered into the wrong class that item can be moved to the correct class.

Animals

10110 Animal Science

An exhibit (other than the animal itself) that shows learning about a large or small animal including beef, dairy cattle, dairy goats, dogs, horse and pony, meat goats, pets, poultry, rabbits, sheep and swine. Ownership of any animal is not required.

10120 Veterinary Science

An exhibit that shows learning about keeping animals healthy, animal diseases, animal/human interaction, or other learning related to Veterinary Science.

Agriculture And Natural Resources

A Best of Show Award will be given to one Junior, Intermediate, and Senior 4-H member exhibiting in Horticulture. This is a one-time award in each age division.

10210 Crop Production and Plant Science

An exhibit that shows learning about the growth, use, and value of field crops, plant growth, soils and soil fertility, or any other learning related to Crop Production and Plant Science.

10220 Conservation, Environment and Sustainability

An exhibit that shows the connections between humans and their environment including energy, energy conservation, stewardship, conservation, creating habitat, etc.

10222 Entomology

Any exhibit (excluding live specimens) that shows learning or is an outgrowth of an entomology or bee project experience. Includes specimen collections and may include products (for example honey) or equipment as part of the display.

10224 Fish and Wildlife

Any exhibit that shows learning about a fish and/or wildlife project or program such as identification, habitats, harvest, taxidermy, etc. Any specimens must have been legally taken and must include information about date and location of harvest, and who the specimen was acquired from if not self-harvested. Feral pigs (including Russian/European Boar) are NOT permitted in taxidermy exhibits.

10226 Forestry

Any exhibit, including collections, that show learning from participation in a forestry project or program.

10230 Horticulture

An exhibit that shows learning about the growth, use, and value of plants, soils, small fruit production, vegetable and flower gardens, plant nutrition, careers, etc. (Garden crops and herbs are exhibited in classes in the 4-H Horticulture Department under 4-H and Livestock and Horticulture)

10235 Home Grounds Improvement

An exhibit that shows learning about landscape plans, selection of landscape plants, ornamental garden features, home yard improvement, storage sheds, careers, etc.

10240 Outdoor Adventures

An exhibit that shows learning about backpacking, biking, camping, canoeing, fishing, hiking or other outdoor activities.

10250 Safety and Education in Shooting Sports

An exhibit that shows learning about safe and responsible use of firearms and archery equipment or wildlife management. (The exhibit may not include actual firearms **or live ammunition**. Archery equipment allowed if tips are removed from arrows).

10260 Other Agriculture and Natural Resources

An exhibit that shows learning about agriculture or natural resources and does not fit in any of the classes listed above.

Agriculture and Natural Resources Special Rule:

1. Exhibits must be ready for display (artwork framed, wall hangings and pictures ready to hang, etc.) or the member must explain how a larger, heavier exhibit will be displayed. Make sure hangers are strong enough to support the item. Command Strips or other quick attach products are usually not adequate hangers. Items not ready for display will be dropped one ribbon placing.

Creative Arts

10310 Music

An exhibit that shows learning about musical performance, composition and arrangements, instruments, musical styles or history. If submitting a video or musical arrangement, it must be uploaded to YouTube.

10320 Photography

An exhibit, either photo(s) or an educational display, that shows learning about photography from choosing a camera to modifying your photo. Still photos only, not video.

Photography Special Rules:

1. Photographs may be either black and white or color. They may be processed from negatives, slides, or digital cameras and computer manipulation programs. Photographs must have been taken since your county fair of the previous year.
2. Photographs must be a minimum of 5 inches by 7 inches. Finished size (including mounting/matting) of single photographs may not exceed 11 inches by 14 inches. **Square photos are allowed within the**

following dimensions, measured by inches: 7x7, 8x8, 9x9, 10x10, or 11x11. Exception: Panoramic photos must not exceed 11 inches high by 24 inches in length.

3. All photographs must be printed on photographic paper and must be mounted and/or matted. Maximum thickness of finished project must not exceed ½ inch thick.
4. Mounted photos can be (a) flush-mounted [no board showing] on mounting board, or (b) with mount borders [window mat or flat mount directly on board]. Exhibitors may cut their own mounting boards, use ready-cut window mats or have matting done professionally.
 - a. 4-H members are responsible for design decisions such as border, color and size.
 - b. Framed photographs (including floating frames) will not be judged.
5. A series is a group of photographs or slides [3 to 5] that are related or tell a step-by-step story. Photographs must be mounted together and numbered in story order or sequence. Finished size of individual photographs in a series must be a minimum of 5 inches by 7 inches and should not exceed 8 inches by 8 inches.
6. Edited photos should include a copy of the photo before edits.
7. Subject matter of photographs must be in good taste and be appropriate for public display in a 4-H setting.
8. Photographs depicting unsafe practices or illegal activities will **not** be displayed.
9. Iowa State Fair 4-H photography exhibitors must use the Photo Exhibit Label to provide required information for photo exhibits.
10. Exhibitors entered in 4-H Photography are not eligible to exhibit in the FFA Photography Show and vice-versa.
11. Exhibitor may enter a total of 5 photos.

10320A Photography (County Only) (Entries in this class will not be State Fair eligible)

An exhibit, either photo(s) or an educational display, that shows learning about photography from choosing a camera to modifying your photo. Still photos only, not video.

Photography (County Only) Special Rules:

1. Photographs may be either black and white or color. They may be processed from negatives, slides, or digital cameras and computer manipulation programs. Photographs must have been taken since your county fair of the previous year.
2. Photographs must be a minimum of 4 inches by 6 inches.
3. All photographs must be printed on photographic paper.
4. A series is a group of photographs or slides [3 to 5] that are related or tell a step-by-step story. Photographs must be mounted together in story order or sequence. Slides should be numbered. Finished size of individual photographs in a series should not exceed 6 inches by 8 inches.
5. Digitally altered photos should include a copy of the photo before changes.
6. Subject matter of photographs must be in good taste and be appropriate for public display in a 4-H setting.
7. Photographs depicting unsafe practices or illegal activities will not be displayed.
8. Exhibitors entered in 4-H Photography are not eligible to exhibit in the FFA Photography Show and vice-versa.

10340 Creative Photography

A photographic image that was creatively edited or modified beyond reality in a creative, imaginative, and experimental way to make it more interesting and visually engaging. Could be a composite of multiple photographs.

Creative Photography Special Rules:

1. Photograph/image may be mounted/matted.
2. If mounted, photograph/image must be mounted on foam core no smaller than 5 inches in length or larger than 14 inches in length
3. Photograph/image can be digitally created
4. Exhibit must have the most current Photo Exhibit Label on back with required information for photo exhibits. Exhibit write-up should include additional information about the processes and decisions used to develop the exhibit.
5. Subject matter must be in good taste and be appropriate for public display in a 4-H setting.
6. Photographs depicting unsafe practices or illegal activities will not be displayed.

10345 Photography Idea/Educational Display

An exhibit that demonstrates learning about photography that does not fit into any previous photography class. This class may include educational displays about printing, processing, editing, marketing, branding, merchandising, etc., as it relates to photography. Display board size may not exceed 48 inches by 48 inches.

10540 Digital Storytelling

Entries will be entered through Personal Development class 10540 – Any exhibit that demonstrates the application of technology to produce a creative film/movie/video. Exhibits may include a finished movie or video, creation of a detailed storyboard, editing techniques using digital video software, production techniques, or other display to share what was learned. Copyright permission must be obtained for any non-original material included as part of a film/movie/video. Finished film/movie/video must be uploaded to YouTube.

10350 Visual Arts - Original Art

An exhibit that showcases the skills you have developed in one or more mediums. Original art is a one-of-a-kind, non-replicable design of your creation. By using one medium or a combination, an individual creates an authentic work of art that is not recognizable as another's work. You must explain the application of the most relevant design element(s) and art principle(s) featured in this exhibit. Describe your inspirations, reasons, feelings, and/or motives for creating this work of art. See visual arts special rules below.

10355 Visual Arts – Design, Process, or Technique Exploration

This class emphasizes process and provides the opportunity to explore a medium, practice a skill, or study and apply elements and principles of art and design. **This class is for experimenting with and practicing skills in different mediums.** An explanation of the application of design elements or art principles used when making the exhibit must be included. This exhibit may be an object, portfolio, display, poster, or organized sketchbook. If a non-original design source is used, its origin (where the idea was found, any pictures, sketches, etc.) must still be credited, acknowledged or have copyright permission obtained. See visual arts special rules below.

10360 Visual Arts - Other Visual Art Ideas/Topics

Exhibits might include the study and research about an individual artist, style, craft, business or marketing process, planning group tour, career options, etc. See visual arts special rules below.

Visual Arts Special Rules:

1. **Exhibits must be ready for display (artwork framed, wall hangings and pictures ready to hang, etc.) or the member must explain how a larger, heavier exhibit will be displayed.** Make sure hangers are strong

enough to support the item. Command Strips or other quick attach products are usually not adequate hangers. Items not ready for display will be dropped one ribbon placing.

2. Exhibits made from kits or preformed molds will not be accepted. Exception: Preformed molds (greenware, whiteware) may be used to provide the appropriate surface for a process technique or application of original design.
3. If the exhibit is a finished art object, the source or inspiration of the design, design sketches, or other process for creating the object and design must be included. For additional information see the Visual Arts and Design Elements & Art principles Exhibit Tip Sheets at <https://www.extension.iastate.edu/4h/exhibit-tip-sheets>.
4. If the exhibit is a finished art object information must be included explaining the application of design elements and art principles used in creation of the work.
5. Original works of art must be a creative expression of a design unique to the artist or represent a significant modification to an existing design to make a new and original statement by the artist.
6. Exhibition of derivative works created by a 4-H member is prohibited without the written permission of the original copyright holder/owner. Use of copyrighted or trademarked designs, images, logos, or materials in 4-H visual arts exhibits is prohibited unless written permission has been obtained from the copyright or trademark holder/owner. For additional information, see 4-H Exhibit Copyright Information at <https://www.extension.iastate.edu/4h/visual-art>.

DESIGN ELEMENTS

LINE can be horizontal, vertical, dotted, zigzag, curved, straight, diagonal, bold, or fine.

SHAPES are made by connecting lines. How they are arranged determines the design.

COLOR is described with the words hue, value, and intensity.

TEXTURE is the surface quality of an item; it's how something feels when touched or looks like it would feel if touched. Texture adds variety and interest.

SPACE is divided into negative and positive areas. One should be dominant.

ART PRINCIPLES

RHYTHM is organized movement. Repeating lines, shapes or colors will produce rhythm.

PROPORTION compares the amount, size or number. Unequal proportions in which one amount dominates is desirable. EMPHASIS captures your attention by unusual use of line, shape, texture, space or value.

BALANCE gives a design stability. Radial Balance - same around a center point. Asymmetrical Balance – creates a feeling of equal weight on both sides, even though the sides do not look the same. Symmetrical Balance - same on both sides.

UNITY is the union of the elements in a design. Repetition produces unity.

For additional information, view 4H634 Design: Exploring the Elements and Principles:

<https://store.extension.iastate.edu/product/464>

Family & Consumer Sciences

10410 Child Development

An exhibit that shows learning about children. An exhibit could include careers in child development, caring for children with special needs, childcare, growth and development, or safety and health. An exhibit that includes items intended for use with children, such as babysitting kits, books, learning games, or toys, must include information about what you have learned about children while creating and using the exhibit OR what the child/children learned from their use of the item(s) in the exhibit.

10420 Clothing and Fashion – Constructed/Sewn Garments & Accessories

A constructed garment or accessory (sewn, knitted, crocheted, or other process) that shows learning about style, fashion, design, thrifty spending, wardrobe planning, types of fabrics, and/or clothing care. Exhibits must be intended to be worn by humans. See clothing & fashion special rules below.

10422 Clothing and Fashion – Purchased Garments & Accessories

Purchased garments or accessories that shows learning about style, fashion, design, thrifty spending, wardrobe planning, types of fabrics, and clothing care. Exhibits must be intended to be worn by humans. See clothing & fashion special rules below.

10424 Clothing and Fashion – Other Ideas/Educational Exhibits

Any other educational exhibit that shows learning about clothing and fashion including but not limited to design illustrations, exploration of clothing styles, careers, clothing care, etc. See clothing & fashion special rules below.

Clothing and Fashion Special Rules:

1. Outfits or accessories which will be worn during the State Fair Awardrobe Clothing Event may not be entered as a 4-H Iowa State Fair exhibit.
2. Exhibits in classes 10420 and 10422 must include information about application of design elements and art principles. Exhibits in class 10424 should include information about application of design elements and art principles if appropriate for the exhibit.

10430 Consumer Management

An exhibit that shows learning through savvy budgeting, comparison shopping, money management, and consumer rights and responsibilities.

10440 Food & Nutrition – Prepared Product

An exhibit of a prepared food product that shows skills or learning about cooking, baking, eating and choosing healthy foods, or safety practices through the making of a prepared food product. See Food & Nutrition Special Rules below and HS 76 “Foods for Iowa 4-H Fairs – Quick Reference Guide” at <https://store.extension.iastate.edu/product/6434> for additional information regarding prepared food products. Display boxes are not allowed for prepared products at the Iowa State Fair.

10442 Food & Nutrition – Preserved Product

An exhibit of a preserved food product that shows skills or learning about food preservation through the making of a prepared or preserved food product. Processed honey may be exhibited in this class. See Food & Nutrition Special Rules below and HS 76 “Foods for Iowa 4-H Fairs – Quick Reference Guide” at <https://store.extension.iastate.edu/product/6434> for additional information regarding preserved food products

10445 Food & Nutrition – Educational Display

An educational exhibit (poster, report, display) that shows skills or learning about cooking, baking, eating and choosing healthy foods, meal planning/preparation & service, safety practices, or food preservation. See Food & Nutrition Special Rules below and HS 76 “Foods for Iowa 4-H Fairs – Quick Reference Guide” for additional information regarding prepared and preserved food products. Exhibits showing learning about **table settings or menu planning** must include a menu.

Food & Nutrition Special Rules:

1. Any exhibit considered to be a food safety risk or portray a food safety risk will not be accepted, judged or displayed.
2. All food products/exhibits should be appropriate for human consumption.

3. Food product exhibits must be prepared, baked or cooked using only food grade utensils and containers.
4. Products that require refrigeration will not be accepted, judged or displayed.
5. Meat jerky products are prohibited.
6. The recipe must be included for any prepared food exhibit; credit the source of the recipe.
7. Preserved foods must include the Food Preservation Exhibit Label. Only food processed after August 1, 2024 is acceptable. Current USDA and/or Iowa State University guidelines for home food preservation must be used. Processed honey must include the Honey Exhibit Label.
8. Preserved food exhibits **must** include two product samples. One will be opened for evaluation and discarded; the second will be placed on display and returned to the exhibitor. All perishable food products will be discarded when removed from display.
9. Prepared foods should be placed on a firm disposable plate or flat cardboard. Place food product exhibit in a resealable plastic bag with entry tag fastened outside the bag. Recommended number of items to include with the exhibit:
 - a. Cookies, cupcakes, bars, muffins, rolls, etc. – four (4) to six (6) items
 - b. Cakes, loafs, pies, etc. – one (1) whole product.
10. The use of alcoholic beverages in the preparation or production of 4-H food exhibits is NOT permitted.

10450 Health

An exhibit that shows learning through food choices, safe activities and skills such as first aid and CPR, careers, and healthy lifestyle choices.

10460 Home Improvement

An exhibit that shows learning in planning, improving and caring for your home living space, including extended personal living areas immediately adjacent to the home. Exhibits may include new or refinished/reclaimed/restored items. Exhibits showing learning about home design, furniture, home accessories, and fabrics must include information about how design elements and art principles were applied.

Home Improvement Special Rules:

1. Exhibits must be ready for display (artwork framed, wall hangings and pictures ready to hang, etc.) or the member must explain how a larger, heavier exhibit will be displayed. Make sure hangers are strong enough to support the item. Command Strips or other quick attach products are usually not adequate hangers. Items not ready for display will be dropped one ribbon placing.
2. Exhibit write-up/information must include source of inspiration and/or references indicating where the idea or information was obtained, giving credit to original author(s)/designer(s)/artist(s).

10470 Sewing and Needle Arts – Constructed Items

An exhibit (sewn, knitted, crocheted, or other process) that shows learning and skill in sewing, knitting, crocheting, or other needle arts. May include the construction of household items such as pillowcases, curtains, table runners, quilts, wall hangings, or other items. Exhibits in this class are not intended to be worn by humans. Include information about application of design elements and art principles in write-up if appropriate for the exhibit.

10472 Sewing and Needle Arts – Other Ideas/Educational Exhibits

Any other educational exhibit that shows learning about sewing and needle arts including but not limited to construction techniques, use and care of fabrics and fibers, design illustrations, decorative processes, careers. Include information about application of design elements and art principles in write-up if appropriate for the exhibit.

State Fair Sewing and Needle Arts Special Rule:

1. Outfits or accessories which will be worn during the Awardrobe Clothing Event may not be entered as a 4-H exhibit.

10480 Other Family and Consumer Science

An exhibit that demonstrates learning about a family and consumer science topic that does not fit any previous Family & Consumer Science class listed.

10490 Thrifty Meal Challenge

Create a balanced, nutritious meal for a family of four (4) that includes a serving from each of the five food groups with a budget of \$11 (the Supplemental Nutrition Assistance Program benefit allowance as of October 2024).

Thrifty Meal Challenge Special Rules:

1. Each county may advance one (1) exhibit in this class to the Iowa State Fair
2. All entries will receive an evaluation and ribbon
3. Exhibit may be from an individual or group effort
4. The total expense on receipt(s) must not exceed \$11.
5. The meal must serve four (4) people, with a serving for each person from each of the five (5) food groups: Fruit, Vegetable, Protein, Grain, and Dairy.
 - a. Recommended portion sizes per person: ½ cup fruit, ½ cup vegetable, 3 ounces protein, 1-2 ounces grain, 1 cup equivalent dairy.
 - b. If there is a dairy allergy, you may substitute it with a calcium-rich item, but you will need to indicate the allergy and identify how the item substituted provides enough calcium.
6. The exhibit will be a poster (maximum size 20 inches x 30 inches) that includes:
 - a. The menu, a list of food items, and appropriate portion sizes for each food item.
 - b. Meal type (breakfast, lunch, or dinner).
 - c. Copy of grocery receipts (up to 2).
 - d. Photos of the experience: grocery shopping, food preparation, and prepared meal.
 - e. The completed [Thrifty Meal Challenge Worksheet](#) attached to the back of the poster.
 - f. Failure to include the above documentation or adding a folder or binder will drop the exhibit one ribbon placing

For more information about this special challenge, please go to <https://www.extension.iastate.edu/4h/meal-challenge>

Personal Development

10510 Citizenship and Civic Engagement

An exhibit that shows learning about or contributing to your community, your country, or your world.

10520 Communication

An exhibit that shows learning about written, oral, and visual communication skills. Includes learning from participation in Theatre Arts projects or programs including puppets, stage design, etc. May include original creative writing, poetry, fiction, non-fiction, etc. If finished exhibit includes audio or video, it must be uploaded to YouTube.

10530 4-H Poster Communication Exhibit

Special poster exhibit to visually tell a story or idea about 4-H to the general public. Exhibitors must use one of the following themes:

- 4-H is . . . (open to 4-H member's interpretation)
- Join 4-H
- Beyond Ready in 4-H (2024 National 4-H Week Theme)
- Lasso Your 4-H Legacy (variation of 2025 Iowa 4-H Youth Conference theme)
- 4-H Sweet 4-H (variation of 2025 Iowa State Fair theme)

Poster Communication Special Rules:

1. Only one (1) poster per 4-H member may be entered. Limit of two posters per county can advance to the Iowa State Fair.
2. All posters must be designed on, or affixed to, standard poster board or foam core board - size minimum of 14 inches x 20 inches or maximum of 15 inches x 22 inches.
3. Posters may be vertical or horizontal.
4. Posters may be any medium: watercolor, ink, crayon, acrylic, charcoal, oils, collage, digital images, etc. If digital images or a computer program is used to create the finished poster, the member needs to cite their sources on the Poster Exhibit Entry Form.
5. Posters **cannot** be 3-dimensional. Materials used to make the poster may **not** extend more than 1/8 inch above the poster or foam core board.
6. Each poster **must** have the completed Poster Exhibit Entry Form attached to the back.
7. Posters **cannot** use copyrighted material or exact copies of other promotional designs, such as the Iowa 4-H Youth Conference theme logo.
8. 4-H members may include the 4-H clover in the poster.
9. All 4-H Communication Posters will receive Certificates of Recognition and written evaluation comments. Outstanding posters will receive Seals of Merit. Superior posters will receive Seals of Excellence.

10540 Digital Storytelling

Any exhibit that demonstrates the application of technology to produce a creative film/movie/video. Exhibits may include a finished movie or video, creation of a detailed storyboard, editing techniques using digital video software, production techniques, or other display to share what was learned. Copyright permission must be obtained for any non-original material included as part of a film/movie/video. Finished film/movie/video must be uploaded to YouTube.

10550 Leadership

An exhibit that shows learning about leadership skills and influencing others in a positive way.

10560 Self-Determined

An exhibit that shows learning as part of your 4-H adventure and does not fit any other class. Contact the Extension Office if you think you need to use this class for your exhibit.

Personal Development Special Rule:

1. *Exhibits entered in the Personal Development classes should include reflection by the 4-H member stating how they personally grew or benefited from the exhibit. Why was this exhibit important to them as a person?*

Science, Engineering & Technology

Exhibitors entered in the 4-H Science Engineering & Technology classes may not enter in similar FFA Ag Mechanics classes and vice-versa.

10610 Mechanics

Any exhibit that shows skills or learning in automotive, electrical, small and large engines, tractors, welding, and restoration.

10612 Automotive

Repaired or restored vehicle. (Note: vehicles will be on display at the Iowa State Fair one day only, tentatively Thursday, August 8.)

10613 Automotive – Educational Display

Educational display showing learning about an automotive idea including automotive maintenance, auto operations, auto safety, or automotive systems.

10614 Electric

Constructed or repaired article or educational display that shows skills or learning about electric wiring, appliances, lighting, electrical energy sources, safety, etc.

10615 Small Engine

Repaired or restored operating engine or educational display or other type exhibit that shows skills or learning about small engines. This class includes repaired or restored lawn tractors, small motorcycles, go-karts, etc.

10616 Tractor

Repaired or restored tractor. **Please bring chocks for back tires of tractor.**

10617 Tractor – Educational Display

Educational display showing learning related to tractors, tractor mechanics, tractor operations, or tractor safety.

10618 Welding

Constructed item or educational display that shows skills or learning about welding

10620 Woodworking

Any exhibit that shows learning about wood, woodworking techniques, and safe uses of woodworking tools and machines. Exhibits may include newly constructed or refinished/reclaimed/restored wood items.

10630 Science, Engineering & Technology

Any exhibit that shows learning about or helps explain how science and technology help us interact with the world. Topics include biological and chemical sciences, computers & networking, earth & climate, geospatial mapping (GPS/GIS), or any other application of Science, Engineering, or Technology.

10632 Aerospace

Educational display or other exhibit (including flyable models) showing learning about an aerospace idea or topic.

10634 Robotics

Educational display or other exhibit (including working robots) that shows learning about robotics and robotic systems.

Science, Engineering, and Technology Special Rule:

1. Exhibitors entered in the 4-H Science, Engineering, and Technology classes are not eligible in similar FFA Ag Mechanics classes and vice versa.
2. Exhibits must be ready for display (artwork framed, wall hangings and pictures ready to hang, etc.) or the member must explain how a larger, heavier exhibit will be displayed. Make sure hangers are strong enough to support the item. Command Strips or other quick attach products are usually not adequate hangers. Items not ready for display will be dropped one ribbon placing.

Clothing Event

1. An entrant must be enrolled in a 4-H and youth program. However, it is not necessary to be enrolled in the clothing project.
2. Entrants will model the chosen outfit at the County Clothing Event judging and at the County Fair Style Show.
3. Construct, select and/or purchase an outfit that represents the 4-H member's goal or intended use for the selected outfit.
4. Participants must submit:
 - a. Photograph or snapshot of the entrant wearing outfit to be modeled
 - b. 4-H Clothing Selection Entry Information
 - c. 4-H Clothing Selection Report Form
5. Members in 9-12th grade are eligible to advance to the Awardrobe Clothing Event at the Iowa State Fair.
6. Participants must attend the runway show to be eligible for awards.
7. Categories in fashion revue, clothing selection and \$20 challenge are athletic wear, formal wear, everyday wear, costume.

4-H Fashion Revue

1. The purpose of this category is to encourage the construction of a personal garment or outfit.
2. Consideration is given to fit, color, style, suitability, quality of construction, stage presentation, and required care.
3. Youth participants will model a garment or outfit they constructed, hand-knitted, machine-knitted, or crocheted during the current 4-H year.
4. A garment or outfit consists of one to three pieces such as, but not limited to, party clothes, tailored suits, vest, slacks, shirt, skirt, active sportswear and/or coats.
5. Blouses, shirts, and sweaters are usually considered garments. If they are used to complete an outfit, they may be constructed or selected.
6. All other accessories and undergarments may be constructed or selected.

4-H Clothing Selection

1. The purpose of this category is to select and/or purchase an outfit that represents the 4-H member's goal or intended use for the selected outfit.
2. Judging is based on fit, color, style, suitability, quality and construction features, stage presentation, required care, and cost comparison.

3. There is no consideration in the judging on the amount spent, only in the process of record keeping and reflection on the cost of the individual items as a part of the process.
4. Outfits may be purchased at a department store, boutique, online store, sidewalk sales, retail shops or mall stores. Outfits may also be purchased at garage sales or other secondhand venues at any price point. Outfits may be gifts, hand-me-downs, relative or friend's modern or vintage clothing, or existing personal clothing, as long as the 4-H member selected the item as part of this specific outfit for the stated purpose.
5. Home-sewn clothing that was not sewn specifically for the participant are acceptable, such as purchases from a used clothing store.

The \$20 Challenge

1. This category is designed to expand the 4-H member's shopping experience to shopping venues emphasizing recycling, reducing, and reusing. Outfits must be purchased at a garage sale, consignment store, thrift store, secondhand store, or similar place.
2. Online venues are allowed and must be second-hand in nature. Shipping and handling are not included in the total calculations.
3. Traditional shopping venues may not be used, regardless of a low regular or sale price. Hand-me-downs or clothing as gifts do not qualify for this class.
4. Twenty dollars is the purchase price limit including tax. However, some secondhand stores and venues do not typically charge sales tax.
5. Receipt(s) for every item included as a part of the calculated total must be submitted with the entry. A garage sale receipt can be a piece of paper with the name of the location such as "Jane Doe garage sale", date, amount paid, and signature of person selling at the garage sale. If the outfit was free at a garage sale, "free" can be listed on the report form and on the receipt. Failure to provide receipts will be reflected in the evaluation.
6. An outfit consists of major clothing pieces such as a shirt, sweater, jacket, and pants and/or a dress. Shoes, undergarments, and accessories are not included in the \$20 purchase price limit.
7. Alterations are permitted to achieve a desired look or fit.
8. There are no additional considerations for an outfit that totals less than \$20.
9. The outfit pieces should be purchased to meet the 4-H member's goal or intended use for the purchased outfit, and the 4-H member should have had an experience in choosing shopping alternatives, evaluating fit, quality and construction features, price, and cost comparison.

Innovative Design

1. The purpose of this class is to encourage creativity and out-of-the-box thinking when creating an outfit.
2. These designs can be theatrical costumes, cosplay, wearable technology, sustainable/upcycled fashion, accessible fashion, and/or outfits that use unconventional materials.
3. The outfit must be showcased as a worn garment modeled by the exhibitor or by the individual that it was designed for.
4. Exhibitors may make their garment entirely, or permanently alter the silhouette of pre-existing materials through some method of permanent alteration or addition.
5. Consideration is given to originality and innovation.

Davis County Fair 4-H Style Show

1. The Fashion Revue, Clothing Selection, \$20 Challenge, and Innovative Design participants will model their garments for the fair audience. Each participant will write a description of his/her garment and accessories to be read at the Style Show. This description should be brought to the Clothing Event judging. The participants representing Davis County at the State Fair will be announced at the Style Show. Ribbons will be presented at this time to all Clothing Event participants.

2. A member may model one outfit in Fashion Revue, one outfit in Clothing Selection, one outfit in \$20 Challenge, and one outfit in Innovative Design.
3. There will be competition at Jr., Int. & Sr. levels; however only seniors (9-12th grade) will advance to the Iowa State Fair competition. Participants should pick up forms and information on writing commentaries for Fashion Revue, Clothing Selection, and \$20 Challenge at the Extension Office. Info is also on the Davis County web site.

Garden Crops

- Specimens should be prepared for exhibit as stated in publication 4H-462, "Harvesting and Preparing Vegetables for Exhibit", available from the Davis County Extension Office or at www.extension.iastate.edu/Publications/4H462.pdf
- Up to 2 exhibits can be entered per class; however, each entry must be a different variety.
- The county vegetable & fruit exhibits are not eligible to advance to state fair. However separate entries can be made for State Fair by the State Fair Entry Deadline date and using the following class numbers.
- List Class Name in FairEntry

Division 401: Garden Crops

- 40102 Beans, green, snap, 6 specimens
- 40103 Beans, purple, snap 6 specimens
- 40104 Beans, yellow (wax), snap, 6 specimens
- 40110 Beets, cylindrical, 3 specimens
- 40111 Beets, globe, three specimens
- 40120 Cabbage, round, 1 specimen
- 40121 Cabbage, flat, one head
- 40122 Cabbage, red, 1 specimen
- 40123 Cabbage, savoy, one head
- 40124 Cabbage, any other, one head
- 40127 Carrots, 3 specimens
- 40128 Chard (Swiss), three leaves
- 40130 Cucumbers, for slicing, 3 specimens
- 40131 Cucumbers, dill, 3-5 inches, 3 specimens
- 40132 Cucumbers, for pickling, 6 specimens
- 40140 Eggplant, standard or traditional, 1 specimen
- 40141 Eggplant, cylindrical, 1 specimen
- 40143 Garlic, 3 bulbs
- 40145 Kohlrabi, purple, 3 specimens
- 40146 Kohlrabi, green, 3 specimens
- 40150 Melon, cantaloupe or muskmelon, any variety, 1 specimen
- 40151 Melon, honeydew, 1 specimen
- 40152 Melon, watermelon, any variety (large) 1 specimen
- 40153 Melon, watermelon, and variety (small) 1 specimen
- 40155 Okra, green or red, 3 specimens
- 40160 Onions, red, 3 specimens
- 40161 Onions, white, 3 specimens
- 40162 Onions, yellow, 3 specimens
- 40164 Onions, green, 3 specimens
- 40170 Potatoes, red, 3 specimens

40171 Potatoes, white, 3 specimens
 40172 Potatoes, yellow/gold, 3 specimens
 40173 Potatoes, other, 3 specimens (include blue, etc.)
 40177 Pumpkin, pie type, 1 specimen
 40180 Squash, summer, scallop or patty pan, 3 specimens
 40181 Squash, summer, zucchini, green, 3 specimens
 40182 Squash, summer zucchini, yellow, 3 specimens
 40183 Squash, summer, any other variety, 3 specimens
 40184 Squash, winter, acorn, green, 1 specimen
 40185 Squash, winter, acorn, all other colors, 1 specimen
 40186 Squash, winter, butternut type, 1 specimen
 40187 Squash, winter, spaghetti type, 1 specimen
 40188 Squash, winter, any other variety, 1 specimen
 40190 Sweet Corn, yellow and white, 3 ears exhibited with no husks
 40191 Sweet Corn, white, 3 ears with no husks
 40192 Sweet Corn, yellow, 3 ears with no husks
 40195 Sweet Potatoes or Yams, 3 specimens
 40197 Turnips, 3 specimens
 40199 Any other kind of vegetable, not included in any previously named class, 3 specimens

Division 402: Peppers, Tomatillos, and Tomatoes

40201 Peppers, bell, sweet, green, 3 specimens
 40202 Peppers sweet, bell, elongated, green, 3 specimens (includes Gypsy, Giant Marconi)
 40203 Peppers, sweet, bell, red, 3 specimens
 40204 Peppers, sweet, bell, yellow, 3 specimens
 40205 Peppers, sweet, bell, blocky, any other, 3 specimens
 40206 Peppers, sweet, bell, elongated, any other, specimen
 40207 Peppers, sweet, banana, yellow, 3 specimens
 40208 Peppers, sweet, red, 3 specimens
 40209 Peppers, sweet, any other variety, 3 specimens
 40220 Peppers, hot, cayenne type, three specimens (includes cayenne, Thai)
 40221 Peppers, hot, habanero, 3 specimens (includes Aji Dulce, NewMax Suave, etc. sweet habanero types)
 40222 Peppers, hot, Hungarian Yellow Wax/banana, 3 specimens
 40223 Peppers, hot, Jalapeño, 3 specimens (includes Tam, Senorita, etc. mild varieties)
 40224 Peppers, hot, green, Chili, 3 specimens (includes Anaheim, Big Slim, Slim Jim, Garden Salsa, Big Chile, etc.)
 40225 Peppers, hot, green, Poblano, 3 specimens (includes Ancho, Poblano, etc.)
 40226 Peppers, hot, green, Serrano, 3 specimens
 40227 Peppers, hot, any other color variety, 3 specimens (includes Cherry Bomb, Mariachi, etc.)
 40235 Tomatillo, husk on and opened, 3 specimens 40240 Tomato, red slicing, 3 specimens
 40241 Tomato, yellow slicing, 3 specimens
 40245 Tomato, any other color slicing, 3 specimens
 40250 Tomato, cherry type, red, large type, (one inch or more in diameter) 6 specimens 40251 Tomato, cherry type, red, small type, (less than one inch in diameter) 6 specimens
 40252 Tomato, cherry type, any other color, large type, (one inch or more in diameter) 6 specimens
 40253 Tomato, cherry type, any other color, small type, (less than one inch in diameter) 6 specimens
 40254 Tomato, cocktail type, (bite size), grape, red, 6 specimens (includes Juliet)
 40255 Tomato, cocktail type, (bite size), grape, any other color, 6 specimens
 40256 Tomato, cocktail type, (bite size), pear, red, 6 specimens
 40257 Tomato, cocktail, type, (bite size), pear, any other color, 6 specimens
 40258 Tomato, processing type, 3 specimens

40259 Tomato, any other, 3 specimens

Division 403: Vegetable Combinations

40301 Vegetable Container Display - The vegetable display must include five or more different vegetable crops grown in the exhibitor's home garden. More than one variety of any particular vegetable can be displayed; however, not more than four items of the same vegetable can be displayed. For example, four tomatoes would constitute one vegetable, e.g., one large red slicing, one cherry tomato, one yellow tomato, and one processing tomato. The container display will be reduced one placing if it contains more than four vegetables of any one kind, e.g., more than four beans. The amount of produce exhibited should fit into the container and specimens may not overflow onto the table. The vegetables should be prepared for exhibit as instructed in 4H-462, "Harvesting and Preparing Vegetables for Exhibit." Any decorative basket, box, or other decorative container, not larger than one-half bushel in size, can be used. The exhibit will be judged 75% for the cultural perfection of the vegetables and 25% for decorative arrangement. For State Fair: A special variety card will be provided and MUST accompany the exhibit with each crop clearly labeled as to the variety.

40302 First Year Exhibitor's Class - Plate of mixed vegetables exhibited by a 4-H member who has never participated in the Iowa State Fair 4-H Horticulture Show before. Plate is to consist of one tomato, one onion, one pepper, and two other vegetables of the exhibitor's choice. A card must be included listing the varieties of each crop. For the State Fair: a special variety card will be provided and MUST accompany the exhibit with each crop clearly labeled as to the variety. The amount of produce exhibited MUST fit on one regular plate (large or small) as provided.

40303 Salsa Tray – This tray must include vegetable specimens (grown by the exhibitor) to make salsa. The salsa tray must contain two specimens each of tomatoes, peppers, and onions. In addition, it must contain two specimens each of two other vegetables (from classes in Division 401/402) that are included in the salsa recipe. A copy of the recipe card must be included in the tray. A special variety card (orange) must accompany the exhibit with the requested information. In addition, an individual exhibit tag must be attached. The amount of produce exhibited must fit on the salsa tray.

40304 County Vegetable Platter - This platter must be exhibited by a minimum of two county 4-H exhibitors who already are exhibiting vegetables in the other Iowa State Fair 4-H Vegetable classes (#s 5001 through 5407). County may enter more than one platter, but an individual exhibitor can only participate in one platter exhibit.

A platter must include 5 different vegetable species. A platter must include 2 tomatoes, 2 onions, 2 peppers, and 2 vegetable species from the following list: 2 beets, 2 carrots, 2 cucumbers, 2 potatoes, 2 summer squash. Varieties must be listed for all species on a card. State Fair will provide a special entry/variety card and MUST accompany the exhibit with the requested information.

40305 Vegetables Of The Same Color Platter - This platter consists of 4 types of vegetables and/herbs that are the same color (of the exhibitors choice – from classes in Divisions 401/402/404). For example, a red platter could have red slicing tomato, red cherry tomato, red bell pepper, and cayenne pepper; while a green platter could include green variety eggplant, green bell pepper, green beans, and green kohlrabi. Platters will be judged 75% on exhibit quality and 25% on accuracy of hue and appearance. Each exhibitor may enter up to 2 color platters, but each must represent a different color group. A special variety card (orange) must accompany

the exhibit with the requested information. In addition, an individual exhibit tag must be attached to your platter.

Division 404 – Herbs

- 40401 Basil, 3 sprigs in bottle of water
- 40402 Chives, 3 sprigs in a bottle of water
- 40403 Cilantro, 3 sprigs in a bottle of water
- 40404 Dill, 3 sprigs in a bottle of water
- 40405 Mint, 3 sprigs in a bottle of water
- 40406 Parsley, 3 sprigs in a bottle of water
- 40407 Rosemary, 3 sprigs in a bottle of water
- 40408 Sage, 3 sprigs in a bottle of water
- 40409 Any other individual herb, 3 sprigs in a bottle of water
- 40410 Collection of four different herb species (3 sprigs of each) to be displayed in 4 separated bottles of water. A special variety card (orange) to list the names of the individual herb species.

Division 405 – Ornamentals

- 40501 Pumpkin, miniature orange, 3 specimens
- 40502 Pumpkin, miniature, white, 3 specimens
- 40503 Pumpkin, Jack-O-Lantern type, 1 specimen
- 40504 Pumpkin, warty type, 1 specimen
- 40511 Gourds, small ornamentals, Autumn Wings, 3 specimens
- 40512 Gourds, small ornamentals, Crown of Thorns, 3 specimens
- 40513 Gourd, small ornamentals, Spoon or Globe, 3 specimens
- 40514 Gourd, small ornamentals, assorted, 3 specimens

40525 Potted Ornamental Lavender Patio Plant Container – One ornamental lavender plant grown in a patio container with a saucer no larger than 14 inches in diameter. No other plants, ornaments, or decorations allowed in the container. Entries will be judged on quality, culture, stage of development, and attractiveness

40530 Potted Ornamental Pepper Patio Plant Container – One ornamental pepper plant grown in a patio container with a saucer no larger than 14 inches in diameter. No other plants, ornaments or decorations allowed in the container. Entries will be judged on quality, culture, stage of development, and attractiveness.

Division 406 – Jumbo Vegetables

- 40641 Cabbage (maximum of 3 wrapper leaves), 1 specimen
- 40644 Potato, 1 specimen
- 40644 Pumpkin, (woody stem), 1 specimen
- 40646 Squash, zucchini, 1 specimen
- 40647 Squash, any other variety with fleshy stem, 1 specimen
- 40642 Gourd. 1 specimen
- 40643 Kohlrabi (trimmed to 1 ½ inch) 1 specimen
- 40648 Tomato, 1 specimen

Garden Flower Arrangement - County Fair

5408 Flowers in the arrangement must be grown in the exhibitor's project garden. The container should not stand higher than 8" and no more than 6" in diameter. The arrangement must not stand more than 2 1/2 times

taller than its container. Up to 2 entries can be exhibited. This class is not available for entry at the Iowa State Fair.

Communications

- The Communications Division is designed to provide opportunities for 4-H youth to develop their personal communications skills by sharing talents, knowledge or information with others. The events provide a series of developmental experiences for different age levels.
- All participants are responsible to read and comply with the 4-H General Rules and Regulations and specific program event rules and regulations.
- Each club in the county is encouraged to participate in the County 4-H Communications program. A club may have as many entries as there is interest in any of the following 4-H communications classes: Educational Presentations, Working Exhibits, Share the Fun and Extemporaneous Speaking.
- ***All Educational Presentations, Working Exhibits, and Share the Fun are encouraged to be presented at a local club meeting prior to county judging.***

General Communication Event Program Rules and Regulations

1. 4-H members who have completed 5th grade through 12th grade (or that equivalent) are eligible to participate at the Iowa State Fair. Exception: Share the Fun and Extemporaneous Speaking – See event rules for age guidelines.
2. Educational Presentations and Working Exhibit may be given by one or more 4-H members. Teams consisting of youth of mixed grades will be entered in the class of the member in the highest grade level (i.e. a team with a 5th grader and an 8th grader must be entered in the Intermediate/Senior class).
3. Topics selected by the 4-H member(s) should be an outgrowth of his/her 4-H experience(s) **or learning in their in their project areas.** Topics should be appropriate for presentation to a general audience.
4. Participants in the 4-H Communications Programs are expected to wear appropriate clothing representative of the 4-H Youth Program and/or the topic of the presentation.
5. 4-H members must use sanitary and safe procedures and methods at all times. Educational Presentations and Working Exhibits involving food must follow established food safety guidelines.
6. All participants are expected to comply with all copyright/trademark regulations. Copyrighted material may not be distributed without permission.
7. Each participant will be evaluated by the judge. They will visit with the judge immediately following their presentation or skit.
8. State Fair entries will be selected from the Davis County Communications Event. A 4-H member may qualify once in each class for State Fair each year. Iowa State Fair Communication participants **cannot** be involved in another State Fair event such as clothing or livestock shows/judging during the half-day they are scheduled to participate in the Communication Event.
9. Judge will select outstanding presentations, working exhibits, Share The Fun and extemporaneous speaking in each age group; Jr., Int., and Senior.

Hamilton Produce Safety Award

4-H members giving a presentation on safety will be eligible to receive this award. The Hamilton Produce Safety Award sponsored by Raymond Murrell is to recognize outstanding educational presentation on county level and at county fair on a safety topic. Youth will be notified by the Extension Office if eligible for this award

following the county fair judging. The award is based on the best educational presentation at the county level and/or at the county fair on safety topic.

Class 11100 Educational Presentation

Purpose: Provide an opportunity for 4-H members to demonstrate their communication skills by presenting knowledge, information, or a process to gain a desired response from an audience.

Educational Presentation Rules

1. Time limit: Junior presentations (5th and 6th grade) must not exceed 15 minutes. Intermediate/Senior (7th-12th grade) presentations must not exceed 20 minutes. Presenters will be verbally told to "STOP" when they exceed the time limit.
2. Participants must turn in a completed Educational Presentation Report form during event check-in.
3. 4-H members may participate in one Educational Presentation per year at the Iowa State Fair.
4. Presentation content must be the original work of the presenter(s). Extensive paraphrasing from other sources is prohibited. Use of brief quotations or excerpts of from other work(s) is permitted provided the source is identified.
5. brief quotations or excerpts of from other work(s) is permitted provided the source is identified. All presenters are encouraged to be on hand for all presentations. Parents and leaders are encouraged to attend. Any other interested person is also invited to the Communications judging. Ribbons will be awarded following the presentation at the Communications judging.

Class 11200 Working Exhibit

Purpose: Provide an opportunity for 4-H members to communicate, interact with, and teach an audience in an informal and experiential way.

Working Exhibit Rules

1. Time limit: All participants/teams will be scheduled for a 30-minute period.
2. Participants must turn in a completed Working Exhibit Report form during event check-in.
3. 4-H members may participate in one Working Exhibit per year at the Iowa State Fair.
4. Ribbons will be awarded the evening of judging.
5. Participants are encouraged to be present for all Working Exhibits.

Class 11300 Share the Fun

Purpose: Provide an opportunity for 4-H members to share their skills and talents before an audience purely for the sake of enjoyment.

Share the Fun Rules

1. Share The Fun acts will be judged following Educational Presentations and Working Exhibits. All participants are encouraged to attend the entire event to provide an audience. All participants are required to perform for an audience other than their own family before the June Communication event. Participation ribbons will be awarded following the fair Communications judging.
2. All 4-H members may participate in the 4-H Share The Fun at the county level. 4-H member must have completed 5th grade through 12th grade (or that equivalent) of current year and not have graduated from high school prior to the current year for the Iowa State Fair. **Clover Kids are not eligible to participate at the Iowa State Fair.** Any number of members may compose a presentation. If the Share The Fun act involves a whole club, the following criteria must be applied to determine if the club can be

entered in the Share The Fun Program at the Iowa State Fair. At least 80 percent of the performing group must have completed 5th through 12th grade of current year.

3. All acts/skits must adhere to the six-minute maximum length or they will be stopped.
4. Skits, songs, stunts, short one-act plays dance, and other entertainment will be acceptable. All performances must be appropriate for presentation to a general audience and must be in good taste, sensitive to diversity and culture/ethnic traditions of Iowans and/or U.S. citizens.
5. For the Iowa State Fair, all performers must turn in a completed 4-H Share-The-Fun Report form at event check-in to confirm stage setup, cue music, etc.
6. Share-The-Fun performances must not exceed six (6) minutes in length

Class 11400 Extemporaneous Speaking Contest

Purpose: Encourage the development of the communication skills by providing an opportunity to think, organize thoughts, prepare a speech, and respond to questions when given a limited amount of preparation time. Davis County may send two contestants to the State Fair.

Extemporaneous Speaking Rules

1. Participants must be senior 4-H members – completed 9th through 12th grade (or that equivalent).
2. Each contestant will draw three of the available topics, selecting one to speak on, thirty minutes before the contest. The general nature of the topics will relate to 4-H. The selected topic will not be available to the other contestants. The other two topics will be returned to the available topics for other contestants.
3. Each contestant will have 30 minutes preparation time. Parents, leaders, or any other youth may not help.
4. Contestants may bring his/her own books, magazines, or newspaper clippings for reference during the thirty minutes of preparation.
5. Reference material must be printed material such as books or magazines (cannot be notes, outlines, or speeches prepared by the contestant or by another person for the purpose of use for this contest).
6. Some relevant reference material will be available in the preparation room. This material will consist of historical material related to the 4-H program.
7. Each speech shall be the result of the 4-H members own effort using approved reference material which contestant may bring to the preparation room. No other assistance may be provided. Plain 3"x5" note cards will be provided to each contestant. If notes are used, the 3"x5" note cards provided must be used in delivering the speech. Only notes made during preparation may be used.
8. Each speech shall be not less than four or more than six minutes, with five minutes additional time allowed for related questions which shall be asked by the judge. The participant will be shown time cards in an ascending order (1, 2, 3, 4, and 5) by the time keeper. "Stop" will be said at 6 minutes.
9. Contestants are not permitted to use any props, gadgets, posters or audio-visuals of any sort. A podium will not be available.
10. Speeches will be evaluated using the following criteria:
 - a. Content related to topic
 - b. Knowledge of the subject
 - c. Organization of material
 - d. Power of expression
 - e. Voice
 - f. Stage presence
 - g. General effort
 - h. Response to questions
11. A judge's critique/conference with each participant will be included as part of the program

Class 10530 4-H Poster Communication Exhibit

Special poster exhibit to visually tell a story or idea about 4-H to the general public. Exhibitors must use one of the following themes:

- 4-H is . . . (open to 4-H member's interpretation)
- Join 4-H

- Beyond Ready in 4-H (2024 National 4-H Week theme)
- Lasso Your 4-H Legacy (variation of 2025 Iowa 4-H Youth Conference theme)
- 4-H Sweet 4-H (variation of 2025 Iowa State Fair theme)

Poster Communication Special Rules:

1. Only one poster per 4-H member may be entered.
2. Davis County can send two posters to the State Fair
3. All posters must be designed on, or affixed to, standard poster board or foam core board - size minimum of 14 inches x 20 inches or maximum of 15 inches x 22 inches.
4. Posters may be vertical or horizontal.
5. Posters may be any medium: watercolor, ink, crayon, acrylic, charcoal, oils, collage, digital images, etc. If digital images or a computer program is used to create the finished poster, the member needs to cite their sources on the Poster Exhibit Entry Form.
6. Posters **cannot** be 3-dimensional. Materials used to make the poster may **not** extend more than 1/8 inch above the poster or foam core board.
7. Each poster **must** have the completed Poster Exhibit Entry Form attached to the back.
8. Posters **cannot** use copyrighted material or exact copies of other promotional designs, such as the Iowa 4-H Youth Conference theme logo.
9. 4-H members may include the 4-H clover in the poster.

Division 1: Market Beef

Entry Fee: \$5/head

1. Exhibitor is allowed to weigh-in no more than six market beef animals at the December weigh-in with Official Iowa 4-H tag. Calves must be tagged at the initial weigh-in.
2. Retinal images are required for State Fair.
3. Entries must be made & verified in 4-H Online by February 1.
4. Exhibitors are limited to three entries in this division.
5. Calves from any breed or crosses are eligible to show in this division and can be either grade or purebred.
6. Beef calves must weigh 900# or more by fair time. Calves that do not make minimum weights will be exhibited together in one lightweight class and will be able to be sold at the livestock auction in a feeder class and will not be eligible for grand champion.
7. Calves of each breed will be shown as one class. Classes can be divided into weight divisions with subdivisions showing for grand champion and will be judged on individuality, quality and finish-showmanship considered.
8. In order to have breed competition in the market beef class there must be at least one animal which meets the 900 lb. minimum weight. Steers must exhibit breed characteristics of the breed to show in the breed classes. Breed classes must be declared at fair weigh-in. No changes.
9. Entries in the Mini Crossbred and Mini Hereford classes must be 48 inches or under and must be over 750 pounds to sell as a market animal.
10. Average daily gain will be taken into consideration on placing. Rate-of-gain will be determined by a starting weight at the initial weigh-in and a final weight at fair time. Rate of Gain for steers is 2.3 pounds and 2.1 pounds for market heifers to qualify for purple ribbons. The top 10 daily gain calves over all weight classes will receive special recognition. Rate-of-gain cards will be worn in the show ring.
11. The 2nd year Market Beef Bottle/Bucket class is eligible to compete for Grand Champion if they meet the 900 lb. minimum weight at the fair weigh-in.
12. Only two market beef animals may be sold through the sale at the fair.
13. All exhibitors must turn in sale form with list of animal ID numbers intended for sale by 2:00pm on Saturday July 19th 2025. Home Raised Market Beef & Market Heifers must be declared at the initial weigh-in.
14. All animals must stay in designated livestock areas only!

Division 1: Market Beef Classes

- A1: Senior Showmanship – 10th-12th grade
A2: Intermediate Showmanship – 7th-9th Grade
A3: Junior Showmanship – 4th-6th Grade

Non-Home Raised Division

B0: American Aberdeen

B1: Angus
B4: Charolais
B5: Chianina
B6: Gelbvieh
B7: Hereford
B8: Limousin

B9: Maine-Angus

B10: Maine
B11: Polled Hereford
B12: Red Angus
B13: Salers
B14: Simmental
B15: Appendix Shorthorn

B16: Shorthorn

B17: Mini Hereford
B18: Mini Crossbred
B19: Crossbred
B20: Market Heifer
B21: Return Bucket
Steer/Heifer

Home Raised Division

C0: American Aberdeen

C1: Angus

C4: Charolais

C5: Chianina

C6: Gelbvieh

C7: Hereford

C8: Limousin

C9: Maine-Angus

C10: Maine

C11: Polled Hereford

C12: Red Angus

C13: Salers

C14: Simmental

C15: Appendix Shorthorn

C16: Shorthorn

C17: Mini Hereford

C18: Mini Crossbred

C19: Crossbred

C20: Market Heifer

C21: Return Bucket

Steer/Heifer

B22: Carcass Class

- This contest will be limited to 20 entries and will be on first come, first serve basis.
- A minimum of 5 head must be entered to name a Champion and Reserve Champion
- Exhibitors must designate at beef weigh-in in December that they are going to have a carcass entry and sign the Cattlemen's agreement. They then must designate which specific animal will be in the carcass class by May 15th.
- One (1) entry per person and will not be counted as one of the three that may be exhibited by an individual at halter.
- Steers must be weighed in and tagged at the same time as the Market Beef.
- Steers do not need to be broke to lead.
- All slaughter calves will be state inspected so that they will be eligible for public sale.
- The champion and reserve carcasses only may sell at the livestock sale, and the carcass will not count as one of the Market Beef that will be allowed to go through the sale. Carcasses of the other entries shall be the responsibility of the exhibitors.
- The Davis County Cattlemen's Association will provide a \$50 premium.

B23: Ultrasound Contest

- Measurement will be conducted at fair weigh-in.
- Contestants pay the non-refundable ultrasound fee with the July 1st FairEntry deadline.
- Beef animals are ranked on Carcass Value Added/Day on feed.
- Cash prize on the first 3 places are available.

Division 2: Beef Females

Entry Fee: \$5/head

1. All females must have a tattoo OR tag by the May 15th deadline.
2. If showing at the Iowa State Fair, all breeding females MUST have a tattoo AND secondary method of identification. This can be a calfhood vaccination number or an official 4-H ear tag if the animal is not registered.
3. A copy of registration papers is required for all registered females and must be turned in no later than the May 15th deadline. Those without registration papers will be put into x-bred classes. THIS WILL BE ENFORCED!
4. Female livestock in all species will be allowed to show in breed classes but only one entry is necessary for breed champion to be named for each breed with an eligible animal.
5. Exhibitors may show 2 entries per class. Breed classes must be declared at fair weigh-in. No changes. Other breeds may have breed competition. A Supreme Female Champion will be chosen from the class champions. A banner will be awarded.
6. There will be two classes for Beef Heifers.
 - a. Jr. Heifer born July 1, 2024 - Dec. 31, 2024.
 - b. Sr. Heifer born Jan. 1, 2024 - June 30, 2024.
 - c. Yearlings must have been born between Jan. 1, 2023- Dec. 31, 2023 and have not calved.
7. Beef Heifers will not be weighed at the beginning of the fair but must come through the check-in line to have tattoos checked.

Angus, Charolais, Hereford and Polled Hereford must be purebred and have registration papers. Gelbvieh, limousine, High Percentage Maine, Simmental and South Devon must be 75% and above and have registration papers. Chianina- all percentages of Chiangus, Chianina, Chimaine, Chiford, and CAX that have registration papers are eligible. Mainetainer- heifers will include 1/4 to 5/8 Maine Anjou females which are sired by a registered Maine bull and have registration papers. Red Angus- heifers must be 87% or higher Red Angus and have registration papers. Salers- must be sired by a registered Saler bull and be at least 50% Salers and have registration papers. Low Percentage Simmental- must be 50-74% and have registration papers. Shorthorn- must be at least 15/16 and have registration papers. Appendix Shorthorn- must be between 3.8 and 7/8 shorthorn and have appendix registration papers.

Division 2: Beef Female Classes

Non-Home Raised Division

American Aberdeen

A1: Jr. Heifer

A2: Sr. Heifer

A3: Yearling

Charolais

E1: Jr. Heifer

E2: Sr. Heifer

E3: Yearling

Gelbvieh

G1: Jr. Heifer

G2: Sr. Heifer

G3: Yearling

Polled Hereford

I1: Jr. Heifer

I2: Sr. Heifer

I3: Yearling

Angus

D1: Jr. Heifer

D2: Sr. Heifer

D3: Yearling

Chianina

F1: Jr. Heifer

F2: Sr. Heifer

F3: Yearling

Hereford

H1: Jr. Heifer

H2: Sr. Heifer

H3: Yearling

Mainetainer

J1: Jr. Heifer

J2: Sr. Heifer

J3: Yearling

Maine-Angus

K1: Jr. Heifer

K2: Sr. Heifer

K3: Yearling

Red Angus

N1: Jr. Heifer

N2: Sr. Heifer

N3: Yearling

Foundation**Simmental**

Q1: Jr. Heifer

Q2: Sr. Heifer

Q3: Yearling

Other Breed

S1: Jr. Heifer

S2: Sr. Heifer

S3: Yearling

High % Maine

L1: Jr. Heifer

L2: Sr. Heifer

L3: Yearling

Saler

O1: Jr. Heifer

O2: Sr. Heifer

O3: Yearling

Simmental

R1: Jr. Heifer

R2: Sr. Heifer

R3: Yearling

Mini Herefords

T1: Jr. Heifer

T2: Sr. Heifer

T3: Yearling

Limousin

M1: Jr. Heifer

M2: Sr. Heifer

M3: Yearling

Shorthorn Plus

P1: Jr. Heifer

P2: Sr. Heifer

P3: Yearling

**Crossbred/Nonregis
tered**

V1: Jr. Heifer

V2: Sr. Heifer

V3: Yearling

Home Raised Division**American Aberdeen**

A101: Jr. Heifer

A201: Sr. Heifer

A301: Yearling

Polled Hereford

I101: Jr. Heifer

I201: Sr. Heifer

I301: Yearling

Red Angus

N101: Jr. Heifer

N201: Sr. Heifer

N301: Yearling

R101: Jr. Heifer

R201: Sr. Heifer

R301: Yearling

Angus

D101: Jr. Heifer

D201: Sr. Heifer

D301: Yearling

Mainetainer

J101: Jr. Heifer

J201: Sr. Heifer

J301: Yearling

Saler

O101: Jr. Heifer

O201: Sr. Heifer

O301: Yearling

Other Breed

S101: Jr. Heifer

S201: Sr. Heifer

S301: Yearling

Charolais

E101: Jr. Heifer

E201: Sr. Heifer

E301: Yearling

Maine-Angus

K101: Jr. Heifer

K201: Sr. Heifer

K301: Yearling

Shorthorn Plus

P101: Jr. Heifer

P201: Sr. Heifer

P301: Yearling

Mini Herefords

T101: Jr. Heifer

T201: Sr. Heifer

T301: Yearling

Chianina

F101: Jr. Heifer

F201: Sr. Heifer

F301: Yearling

High % Maine

L101: Jr. Heifer

L201: Sr. Heifer

L301: Yearling

Foundation**Simmental**

Q101: Jr. Heifer

Q201: Sr. Heifer

Q301: Yearling

**Crossbred/Nonregis
tered**

V101: Jr. Heifer

V201: Sr. Heifer

V301: Yearling

Gelbvieh

G101: Jr. Heifer

G201: Sr. Heifer

G301: Yearling

Limousin

M101: Jr. Heifer

M201: Sr. Heifer

M301: Yearling

Hereford

H101: Jr. Heifer

H201: Sr. Heifer

H301: Yearling

U1: Second Year Bucket Bottle Calf

- 2nd year bottle heifer calves may be shown in their respective breeding heifer class or 2nd year heifer bottle class, not both. The winner from the 2nd year bottle calf class is eligible to compete for Grand Champion Breeding Heifer.

Division 3: Bucket/Bottle Calf

Entry Fee: \$2.50/head for 1st Year

Entry Fee: \$5/head for 2nd Year Calves

1. All Bucket Calves must have a 4-H ear tag.
2. Beef Bucket calves will be shown on Friday morning at 9:00am.
3. Dairy bucket calves will be shown at the Dairy Show on Friday morning at 8:00am.
4. All bucket bottle calves will need to do an interview. A schedule will come out before the fair of interview times. You will need to fill out the interview packet ahead of time from the office.
5. There will not be a special showmanship class for bottle/bucket calves because this is already included in the point system.
6. Any 4-H or FFA member may exhibit in this class, provided the member is enrolled in the beef or dairy project.
7. Any newborn or orphan calf, steer or heifer, dairy or beef, that is calved between January 1st and May 1st of current year may be shown.
8. If purchased, the calf must be purchased and in possession of member within 2 weeks of birth, identified by tagging, and identified in 4HOnline by May 15th.
9. Exhibitor may identify up to 3 animals but is limited to a maximum of 2 calves to be exhibited.
10. Calf must be bucket or bottle fed (not nursing).
11. Calves will be shown at halter
12. The class will be divided into dairy and beef. Any calf that is crossed between dairy and beef will go into the beef class.
13. Each exhibitor will be interviewed prior to exhibiting in regard to management and care of calf.
14. Judging to be based on:
 - a. Knowledge of bucket calf and production 100 pts
(Consideration given for age and experience in interview)
 - b. Records, notes or scrapbook of what you learned 100 pts
 - c. Showmanship and consideration given for calf's designated purpose 100 pts
(in show ring)

Total Points: 300 pts

The exhibitor with the highest point total will be awarded first place.

Division 3: Bucket/Bottle Calf Classes

B1: First Year Bucket Bottle Calf – Beef

- 01 Seniors
- 02 Intermediates
- 03 Juniors

B2: First Year Bucket Bottle Calf – Dairy

- 01 Seniors
- 02 Intermediates
- 03 Juniors

Second Year Bucket Bottle Calf

This class allows youth the opportunity to bring their bottle calves back a second year to compete at the fair.

1. To be eligible, the calf must have shown at last year's county fair and will return as a 4-H project from a 3rd grade Cattleman's Class or Clover Kids Class or First Year 4-H Bucket/Bottle Calf class.
2. Steers must be weighed in at market beef weigh-in, ID entered in 4-H Online by February 1st and be designated as a 2nd year bucket calf.
3. Breeding Heifers must have ID completed in 4-H Online prior to May 15th and be designated as 2nd year bucket calf.
4. Separate classes for 2nd year bottle calves will be held, one for market beef and one for breeding heifers.
5. 2nd year bottle market beef calves may be shown in the regular market beef or in the 2nd year bottle calf class, not both. The winner from the 2nd year market beef class will be eligible to compete for Grand Champion Market Beef if the animal meets the 900# minimum.
6. 2nd year bottle heifer calves may be shown in their respective breeding heifer class or 2nd year heifer bottle class, not both. The winner from the 2nd year bottle calf class is eligible to compete for Grand Champion Breeding Heifer.
7. Judging criteria for the 2nd year bottle calf classes will be the same as the regular market beef and breeding heifer classes.
8. Ribbons and premiums will be awarded accordingly.

Division 4: Cow/Calf

Entry Fee: \$5/pair

- You must designate on Fair Entry by July 1st whether your pair is loose penned or lead in. Final designation is done at fair weigh-in.

01: Cow/Calf Project – Cow and calf entered as a unit. Grade, crossbred, purebred, registered, non-registered, all eligible and show in one class. Limit 2 per exhibitor

1. Calf must have been born between January 1 and May 15 of current year.
2. Cow and calf pair not required to be broken to lead. May be shown in other classes if they qualify.
3. Cows and calves exhibited in the cow/calf project may be fitted if exhibitor desires.
4. A card displaying age of dam, age of calf, calf 205 day adjusted weight, and calf rate of gain will be displayed by stall.
5. At time of fair entry, the exhibitor must provide age of dam, calf birth date and birth weight. (If birth weight is not available then breed standards will be used.)
6. Calves will be weighed at fair and 205 adjusted weights will be computed prior to show. See General Rules of weigh-in time.

02: Calf Project

1. This calf must come out of the cow/calf project.
2. Calves will be shown at halter and divided into classes by females or males and birth dates
 - January 1 through March 30
 - April 1 through May 15.
3. 205 day adjusted weights will be worn by the exhibitor.

03: Cow/Calf Halter Project – Cow and calf entered as a unit. Grade, crossbred, purebred, registered, non-registered all eligible and show in one class. Limit 2 per exhibitor.

1. Cow/calf unit must be entered in Class 01 Cow/Calf Project to participate in this class.
2. Cows and calves are required to be broken to lead on halter.
3. All other requirements of class 01 Cow/Calf Project above apply.

Division 5: Dairy

Entry Fee: \$5/head

The National Cattle Congress has an Annual Iowa Supreme Champion Dairy Heifer Scholarship Show. You must have won the county Supreme Junior Champion or Reserve Supreme Junior Champion of all exhibiting Dairy Breeds. An Overall Champion must be announced of the breeds to qualify. Winners will be given a certificate and asked to fill out a form with their information. The winners will receive scholarships to be used at the college of their choice. Supreme Champion wins \$2,000, Reserve wins \$1,000 and Honorable Mention wins \$500. Contact the Extension Office for more information.

1. Entries may be either purebred or grade Holstein, Guernsey, Brown Swiss, Jersey, Ayrshire, Milking Shorthorn and Crossbred.
2. Exhibitors may enter two animals per class and not more than six per breed.
3. 4-H/FFA members must wear a 4-H/FFA t-shirt and white pants ONLY.
4. Steers may sell in the livestock auction and will be counted as the second steer if they have another steer from market classes.
5. Dairy steers only need weighed in at the fair weigh-in for the livestock sale.

Division 5: Dairy Classes

A1: Senior Showmanship – 10th-12th grade

A2: Intermediate Showmanship – 7th-9th grade

A3: Junior Showmanship – 4th-6th grade

Overall Showmanship – All exhibitors will show together for overall Showmanship regardless of whether they have won their individual classes in the past.

Class A – Ayrshire

Class B – Brown Swiss

Class C – Guernsey

Class D – Jersey

Class E – Milking Shorthorn

Class F – Holstein

Lot Numbers

- | | |
|---------------------------------------|--------------------------------------|
| 1. Heifer calf, junior Purebred | 10. Heifer, junior yearling Grade |
| 2. Heifer calf, junior Grade | 11. Heifer, winter yearling Purebred |
| 3. Heifer calf, intermediate Purebred | 12. Heifer, winter yearling Grade |
| 4. Heifer calf, intermediate Grade | 13. Heifer, senior yearling Purebred |
| 5. Heifer calf, senior Purebred | 14. Heifer, senior yearling Grade |
| 6. Heifer calf, senior Grade | 15. Senior 2 year old cow |
| 7. Heifer, summer yearling Purebred | 16. Senior 3 year old cow |
| 8. Heifer, summer yearling Grade | 17. 4 year old cow |
| 9. Heifer, junior yearling Purebred | 18. Aged cow |

- Junior calves: born between 3/1/2025-5/1/2025
- Intermediate calves: born between 12/1/2024 - 2/29/2025
- Senior calves: born between 9/1/2024- 11/30/2024
- Summer Yearlings: born between 6/1/2024 -8/31/2024
- Junior Yearlings: born between 3/1/2024 - 5/31/2024
- Winter Yearlings: born between 12/1/2023 - 2/28/2024
- Senior Fall Yearlings: born between 9/1/2023 - 11/30/2023
- Senior 2 Yr Old Cow: 9/1/2022–8/31/2023
- Senior 3 Yr Old Cow: 9/1/2021 – 8/31/2022
- 4 Yr. Old Cow: 9/1/2020 – 8/31/2021
- Aged Cow: Before Sept 1, 2020

Managerial Class Criteria

1. Exhibitors may enter two animals per class and not more than six per breed.
2. Exhibitors must fill out a Dairy ID Form, 4H-106A, and return it to the Davis County Extension Office.
3. A spring calf must be born after March 1 of the exhibit year.
4. Registration papers on all purebreds must be cleared with leaders before entries are made and members must show proof of registration. Any Holstein with an RHA lower than 87% must be entered as a grade animal.
5. Grade calves must show the color and marking characteristic of the breed.
6. Entries will not be accepted without animal id or Premises ID
7. Exhibitor must wear white shirt with 4-H badge and white pants.
8. Unruly animals in the show ring are taken to the side, not shown any further in the ring, but will be placed.
9. If an animal cannot be shown for health reasons, another animal can be shown in same class and lot if approved in writing by Dairy Superintendent.
10. Unclean animal/facility during the fair will result in loss of premium money.
11. Managerial Dairy Cattle do not show for bred/owned female champion but can show for Managerial Dairy female champion.
12. Premiums paid on a purple, blue, red, and white basis. Grand champion ribbons are awarded for each breed at the discretion of the dairy judge.

A1: Senior Showmanship – 10th-12th grade

A2: Intermediate Showmanship – 7th-9th grade

A3: Junior Showmanship – 4th-6th grade

(All Dairy including Managerial will show together for Showmanship classes)

Class MA – Ayrshire

Class MB – Brown Swiss

Class MC – Guernsey

Class MD – Jersey

Class ME – Milking Shorthorn

Class MF – Holstein

Lot Numbers

- | | |
|---------------------------------------|--------------------------------------|
| 1. Heifer calf, junior Purebred | 10. Heifer, junior yearling Grade |
| 2. Heifer calf, junior Grade | 11. Heifer, winter yearling Purebred |
| 3. Heifer calf, intermediate Purebred | 12. Heifer, winter yearling Grade |
| 4. Heifer calf, intermediate Grade | 13. Heifer, senior yearling Purebred |
| 5. Heifer calf, senior Purebred | 14. Heifer, senior yearling Grade |
| 6. Heifer calf, senior Grade | 15. Senior 2 year old cow |
| 7. Heifer, summer yearling Purebred | 16. Senior 3 year old cow |
| 8. Heifer, summer yearling Grade | 17. 4 year old cow |
| 9. Heifer, junior yearling Purebred | 18. Aged cow |

- Junior calves: born between 3/1/2025-5/1/2025
- Intermediate calves: born between 12/1/2024 - 2/29/2025
- Senior calves: born between 9/1/2024- 11/30/2024
- Summer Yearlings: born between 6/1/2024 -8/31/2024
- Junior Yearlings: born between 3/1/2024 - 5/31/2024
- Winter Yearlings: born between 12/1/2023 - 2/28/2024
- Senior Fall Yearlings: born between 9/1/2023 - 11/30/2023
- Senior 2 Yr Old Cow: 9/1/2022–8/31/2023
- Senior 3 Yr Old Cow: 9/1/2021 – 8/31/2022
- 4 Yr. Old Cow: 9/1/2020 – 8/31/2021
- Aged Cow: Before Sept 1, 2020

Division 6: Market Lamb

Entry Fee: \$1/head

1. Lambs purebred or grade may be entered; however, lambs cannot be shown in both purebred and grade class.
2. Each member may weigh fifteen lambs; of these 15, only 6 total lambs may be exhibited as market or feeder and can exhibit one "pen of 2" from these 6.
3. State Fair Lambs must be designated out of the fifteen at weigh-in and have an official 4-H ear tag, and retinal images collected. All lambs must be weighed and tagged with an ear tag at the weigh-in to be entered at the fair. Lambs do not need to be sheared before the initial weigh-in.
4. The lambs must weigh 100 lbs. or over at the county fair weigh-in. Sheep that do not make minimum weight by fair weigh-in will sell last.
5. At fair weigh-in, lambs must be designated market or breeding before crossing the scales. Market lambs will be broken into weight classes if more than 30 are entered.
6. Exhibit recognition is given based on rate-of-gain to top three individual lambs exhibited.
7. Exhibitors are expected to care for their lambs in an acceptable manner. No muzzles are allowed. No icing of lambs allowed. No ice allowed in spray buckets, bottles, or blankets. There will be no coloring agent or paint used on any sheep. Any abusive care including slapping or excessive modification of lambs will be grounds for disqualification at the discretion of show officials.
8. All lambs must have four feet on the floor in the show ring at all times. Lifting feet off the ground or placing on any support or altered ring surface is not acceptable. Exhibitors will receive one warning if they are found lifting or slapping lambs. Second offenses will result in automatic exhibitor disqualification from the Sheep Show.
9. All market lambs, commercial ewes, and wether dams must be slick shorn upon arrival to the fairgrounds. Clippers will be allowed to touch up animals from the hock down
10. Clipping stands are allowed to be set up on the day of the show only. Stands are to remain level; excessive elevation will result in stands being removed from the barn.
11. All exhibitors must turn in sale form with list of animal ID numbers intended for sale by **2:00pm** on Saturday July 10th, 2025.

Division 6: Market Lamb Classes

A1: Senior Showmanship – 10th-12th grade

A2: Intermediate Showmanship – 7th-9th grade

A3: Junior Showmanship – 4-6th grade

B1: Market Wool Breed – (Corriedale, Columbia, Rambouillet)

B2: Market All Other Breed – (Southdown, Dorset, Cheviot, Shetland)

B3: Market Black Face – (Suffolk, Hampshire, Hampshire-Suffolk Cross, Shropshire)

B4: Market Speckled or Brockle Face

B5: Market Haired Sheep

B6: Pen of Two Market Lambs

- Entries will be broken into at least two weight classes
 - Light, Medium, Heavy
- Each class will pick a 1st and 2nd place. All 1st and 2nd places will show for Grand and Reserve Champion Pen of 2.

B7: Feeder Class:

- Lambs weighing less than 100# at fair time must exhibit in this class
- Not eligible for Champion
- Lambs may be sold at the sale

B9: Bottle Lamb:

1. Class is open to any newborn or orphan male or female lamb, born after Jan. 1 and before May 15th of the current year.
2. Male lambs must be castrated.
3. Both male & female lambs must have tail docked by the April/May lamb weigh-in date.
4. 4-H member may identify and ear tag up to 3 lambs at weigh-in and 3 lambs may be exhibited at fair.
5. Lambs need to be separated from mother within 72 hours of birth. No nursing permitted after 72 hours.
6. Lambs identified in the Bottle Lamb Project may not be shown in the Market Lamb Classes and lambs identified in the Market Lamb Classes may not be shown in the Bottle Lamb Class.
7. Bottle lambs shown at the Davis County Fair may be sold in the 4-H livestock auction, provided they are market weight. If they do not make weight they will be sold last.
8. Entries will be weighed at Fair weigh-in and classes determined by the Superintendents. Classes may be divided by age of exhibitor and weight of lambs.
9. The fitting and showing of the lambs should be according to sheep guidelines with emphasis on what the member has learned.
10. There will not be a special showmanship class for Bottle Lambs because this is already included in the point system.

B10: Ultrasound Carcass Contest:

1. Will be conducted on fair weigh-in day after Market Beef measurement.
2. Lambs are ranked on BRC gain
3. Participants must be declared and paid for in the July 1st FairEntry system.
4. Ultrasound fees are non-refundable.

Home Raised Division: This is a special division for lambs that have been bred, born, and raised on the member's home farm. Ribbons and premium will be awarded.

C1: Home Raised Market Wool Breed – (Corriedale, Columbia, Rambouillet)

C2: Home Raised Market All Other Breeds – (Southdown, Dorset, Cheviot, Shetland)

C3: Home Raised Market Black Face – (Suffolk, Hampshire, Hampshire-Suffolk Cross, Shropshire)

C4: Home Raised Market Speckled or Brockle Face

C5: Home Raised Haired Sheep

*There will be Home Raised Classes for the Breeding Sheep and handled the same as the Market Classes

Division 7: Breeding Sheep – Purebred

Entry Fee: \$1/head

1. Entries are open to ewe lambs born on or after January 1 of the current year.
2. Yearling ewes must be born between September 1, 2023 and December 31, 2024.
3. Lambs shown in Purebred classes may not be shown in Market or Commercial classes.
4. The sheep will be judged as breeding stock and not more than 2 entries may be entered by an exhibitor in any class.
5. Open to all purebred breeds and each breed will show separately.
6. A pen of 2 may be composed of animals of any age as long as they are eligible to show as individuals.
7. Each exhibitor must present registration papers in his/her name, or in partnership with parent or guardian, when the entries are made in purebred class.

Division 7: Breeding Sheep – Purebred Classes

Corriedale

A1 Ewe Lamb
A2 Yearling
A3 Mature Ewe
A4 Ram Lamb
A5 Pen of 2

Suffolk

C1 Ewe Lamb
C2 Yearling
C3 Mature Ewe
C4 Ram Lamb
C5 Pen of 2

Hampshire

E1 Ewe Lamb
E2 Yearling
E3 Mature Ewe
E4 Ram Lamb
E5 Pen of 2

Shetland

H1 Ewe Lamb
H2 Yearling
H3 Mature Ewe
H4 Ram Lamb
H5 Pen of 2

Shropshire

B1 Ewe Lamb
B2 Yearling
B3 Mature Ewe
B4 Ram Lamb
B5 Pen of 2

Dorset

D1 Ewe Lamb
D2 Yearling
D3 Mature Ewe
D4 Ram Lamb
D5 Pen of 2

Rambouillet

F1 Ewe Lamb
F2 Yearling
F3 Mature Ewe
F4 Ram Lamb
F5 Pen of 2

Other Purebred

G1 Ewe lamb
G2 Yearling
G3 Mature Ewe
G4 Ram Lamb
G5 Pen of 2

J1 Home Bred and Home Raised Breeding Purebred Sheep- This is a special class for breeding purebred sheep that have been bred and raised on the member's home farm.

Division 8 – Breeding Sheep – Crossbred and Non-Registered Stock

Entry Fee: \$1/head

1. Entries are open to ewe lambs born on or after January 1 of the current year.
2. Yearling ewes must be born between September 1, 2023 and December 31, 2024.
3. Lambs shown in Commercial Ewe classes may not be shown in Market or Purebred classes.
4. All market lambs, commercial ewes, and wether dams must be slick shorn upon arrival to the fairgrounds. Clippers will be allowed to touch up animals from the hock down
5. Clipping stands are allowed to be set up on the day of the show only. Stands are to remain level; excessive elevation will result in stands being removed from the barn.
6. The sheep will be judged as breeding stock and not more than 2 entries may be entered by an exhibitor in any class.
7. A pen of 2 may be composed of animals of any age as long as they are eligible to show as individuals.

Division 8 – Breeding Sheep – Crossbred and Non-Registered Stock Classes

White Face

A1 Ewe lamb
A2 Yearling
A3 Mature ewe
A4 Pen of 2

Speckle Face

B1 Ewe lamb
B2 Yearling
B3 Mature ewe
B4 Pen of 2

Black Face

C1 Ewe lamb
C2 Yearling
C3 Mature ewe
C4 Pen of 2

Haired Sheep

D1 Ewe Lamb
D2 Yearling
D3 Mature Ewe
D4 Pen of 2

Home Raised

This is a special division for lambs that have been bred, born and raised on the member's home farm.

Home Raised White Face

A1 Ewe lamb
A2 Yearling
A3 Mature ewe
A4 Pen of 2

Home Raised Speckle Face

B1 Ewe lamb
B2 Yearling
B3 Mature ewe
B4 Pen of 2

Home Raised Black Face

C1 Ewe lamb
C2 Yearling
C3 Mature ewe
C4 Pen of 2

Home Raised Haired Sheep

D1 Ewe Lamb
D2 Yearling
D3 Mature Ewe
D4 Pen of 2

Division 9: Swine

Entry Fee: \$1/head

1. All swine exhibitors need to have a Premise ID number for their farm.
2. State Fair swine must be identified in 4HOnline by May 15th and must have a special DNA punch tag (market and breeding).
3. Market pig can be either a barrow or gilt of any breed.
4. Market swine must weigh 210# at fair time. Swine weighing less than 210# must exhibit in Feeder Class B5, unless in Gilt class. A suggested target weight for swine at the fair should be between 240 – 300 pounds.
5. Individual pig identification numbers will be recorded when the animal is brought to the fair.
6. Exhibitors may take the swine brought to the fair back home.
7. One or all pigs may be entered in Swine Carcass Evaluation Contest (Class B4). These pigs may also be shown as an individual.
8. All pigs must be weighed, notched, and tagged at the March weigh-in so that they can be individually identified in case they lose their tag.
9. All county fair swine need to be weighed in at an official 4-H weigh-in unless the exhibitor/family can provide a veterinarian verification of a disease that would prevent them from attending. No on-the-farm weigh-in will be allowed.
10. Pigs must be farrowed on or after December 1 of previous year and not weigh more than 85# at the March weigh-in.
11. Pigs must be castrated before the March weigh-in. If not, they will not be allowed to weigh in.
12. An exhibitor is limited to 12 pigs at weigh-in time.
13. Information gathered will be used to calculate rate-of gain, which will be recognized at the fair.
14. Maximum of 7 pigs per exhibitor shown at the county fair:
 - Individual market (Class B1) is limited to 4 entries per exhibitor.
 - Gilt (Class B2) is limited to two entries per exhibitor.
 - Pen of 3 (Class B3) is limited to two entries per exhibitor.
 - Purebred gilt (Class B6) is limited to two entries per exhibitor.
15. Exhibitors are NOT permitted to show a pig individually more than one time.
16. A pig is NOT permitted to be entered into more than one pen of three.
17. All swine must follow Iowa State Fair hair length requirement. All swine must have hair ½ inch or longer.
18. There will be no clipping on the grounds.
19. Swine show will be a Paylean Free Show.
20. All exhibitors must turn in sale form with list of animal ID numbers intended for sale by 2:00pm on Saturday July 19th, 2025.

Division 9: Swine Classes

A1: Senior Showmanship – 10th-12th grade

A2: Intermediate Showmanship – 7th-9th grade

A3: Junior Showmanship – 4-6th grade

B1: Market Pig

- Classes set at fair – light, medium, heavy
- Maximum of 4 individual pigs per exhibitor

B2: Gilt

- May be shown in the market or gilt class but not both.
- Can be in the pen of 3 (class B3)
- Can be under 210 pounds
- An exhibitor may show a maximum of 2 individual entries.

B3: Pen of 3 Market Pigs

- Maximum of 2 pens per exhibitor.
- Pigs can be either barrow or gilts of any combination

B4: Swine Carcass Evaluation Contest

- Each exhibitor may select one or all of their pigs at the fair prior to the show. The carcass pig may be selected from the Pen of 3.
- This pig will be sonorayed.
- Exhibitor pays for sonoray fee with the July 1st FairEntry deadline. Fee is non-refundable
- Carcass data to be included is adjusted live weight, carcass length, 10-th rib backfat, loin-eye area, quality score and percent lean.
- Every market swine exhibitor is encouraged to enter.

B5: Feeder Pigs

- Pigs weighing less than 210# at fair time must exhibit in this class and are not eligible for champion.
- All pigs under 210 pounds will be sold last.

B6: Purebred Gilt Class

- An exhibitor may show a maximum of 2 individual entries.
- All purebred gilts will be placed in this class.
- There must be a minimum of 6 entries to have the class.
- All registration papers must be turned into the Extension Office by May 15th.

Home Bred and Home Raised

- This is a special class for swine that have been bred and raised on the members home farm.
- Swine entered in this class may be exhibited in other classes.
- This is for Market and Breeding Swine.
- Ribbons will be awarded, but no premium money given.

Division 10: Meat Goat

Entry Fee: \$1/head

1. All market meat goats must have been weighed and tagged at the April weigh-in.
2. All sexually intact goats must be identified with an individual Scrapie Flock of Origin identification tag or by an official tattoo registered with USDA. Breeding does must have a 4-H tag or Scrapie tag or tattoo and birth date entered into 4-H Online by midnight on May 15th.
3. All Iowa State Fair meat goats (market wethers and breeding does) must have a 4-H tag (or tattoo for does) and retinal images for market goats and breeding does.
4. Each 4-H member is allowed to bring a total of 5 market wethers/does to the weigh-in in April and all 5 may come to the Davis County Fair.
5. Each 4-H member is allowed to bring 7 does to the fair. All breeds are eligible.
6. All male-intact goats must be castrated or banded before the initial April weigh-in date.
7. Check-in: All market goats will be weighed and checked for appropriate county identification during check-in. Any evidence of tampering with the official 4-H tag will be scrutinized.
8. No reweighs will be allowed
9. Weight Limit: Market meat goats must weight a minimum of 40 pounds (except for pigmy goats which need to weigh at least 10 pounds) to sell at the livestock sale. Classes will be divided by weight. All breeds will show together.
10. Age: Meat goats must have kid teeth in normal positions at time of check-in. Any meat goat having lost any kid teeth will be disqualified.
11. Horns: Exhibitors will be required to have horns disbudded, dehorned or tipped blunt on all market wethers before arrival on the fairgrounds. Removal of horns on the fairgrounds is not permitted.
12. Hair: All market wethers/does must be uniformly clipped with 3/8 inch length of hair or less above the knee and hock joints to include the head, excluding the tail, prior to arrival on the grounds.
13. Painting, powdering, dyeing and use of color agents is not allowed. Animals which show evidence of this will not be permitted into the show ring. Any meat goat is subject to wiping with a towel to check for color or coloring agents prior to entering the show ring or upon completion of a class. If a color or coloring agent rubs off an animal rubbed with either a towel or hand, that animal will be disqualified.
14. Exhibitors are expected to care for their meat goats in an acceptable manner. Any abusive care including slapping, or excessive modification of meat goats will be grounds for disqualification at the discretion of the superintendent.
15. The Grand and Reserve Grand Champions will be selected in the championship drive.
16. Three goats may sell at the livestock sale. Pygmy goats must weight a minimum of 10lbs to sell at the livestock sale.
17. All exhibitors must turn in sale form with list of animal ID numbers intended for sale by **2:00pm** on Saturday July 19th, 2025.
18. There will be a home raised class for meat and breeding does as well as dairy classes. This will be carried out like the home raised classes in market lambs.

Division 10: Meat Goat Classes

A1: Senior Showmanship – 10th-12th grade

A2: Intermediate Showmanship – 7th-9th grade

A3: Junior Showmanship – 4-6th grade

B1: Market Wethers

- Classes will be divided by weight

B2: Market Does

- Classes will be divided by weight

B3: Breeding Does

- Breeding meat goats will be split into two divisions: Does – under 1 year of age as of July 1; Does – over 1 year of age as of July 1. Within Divisions, does will be shown by weight. Division champions will show for overall Grand and Reserve Grand Champion Breeding Meat Goat. Does under 1 year of age, will be divided into three divisions: Light Weight, Medium Weight, and Heavy Weight. Does over 1 year of age will be divided into two or three divisions, depending on numbers: Light Weight, Heavy Weight, and potentially Medium Weight.

B4: Bottle Goat

- Class is open to any newborn or orphan male or female goat born after January 1st and before May 1st of current year.
- Male goats must be castrated.
- 4-H member may identify and ear tag up to 3 meat goats and/or 3 dairy goats at weigh-in and 3 of each may be exhibited at the fair.
- Goats identified in the Bottle Goat project may not be shown in the meat or dairy goat classes and goats identified in the dairy or meat goat classes may not be shown in the Bottle Goat Class.
- Bottle goats shown at the Davis County Fair may be sold in the 4-H Livestock auction, provided they are market weight.
- Entries will be weighed on fair check-in day and classes determined by the Superintendents. Classes may be divided by age of exhibitor or weight of goats.
- The fitting and showing of the goats should be according to goat guidelines with emphasis on what the member has learned. There will not be a special showmanship class for bottle goats. This is included in the point system.

Home Raised Classes

C1: Home Raised Market Wethers

- classes will be divided by weight

C2: Home Raised Market Does

- classes will be divided by weight

C3: Home Raised Breeding Does

- Birthdate will be used to split classes for does under 1 year. Weight will be used to split does older than 1 year into individual classes.

Division 11: Dairy Goats

Entry Fee: \$1/head

1. Entries are open to dairy goats properly enrolled in 4-H Online by May 15th
2. Each 4-H member may enter up to six head with no more than two head in any class
3. Does 24 months of age or over which have never freshened shall not be shown.
4. Milkout time will be at the discretion of the exhibitor. The judge has the right to disqualify exhibitors if animals are not handled in a humane manner.
5. All 4-H dairy goats must have legible tattoos or 4-H tag in the ear. Animals should be clipped, clean ears or tails in order to check tattoos during the check-in process. No fresh tattoos will be allowed.
6. Animals with natural horns shall not be shown

Division 11: Dairy Goat Classes

ALPINE

- B1 Does, under 6 mo.
- B2 Does, 6-12 mo. - not in milk
- B3 Does, 12-24 mo. - not in milk
- B4 Does, 12-24 mo. - in milk
- B5 Does, 24-36 mo. - in milk
- B6 Does, Over 36 mo. - in milk

CROSSBRED

- C1 Does, under 6 mo.
- C2 Does, 6-12 mo. - not in milk
- C3 Does, 12-24 mo. - not in milk
- C4 Does, 12-24 mo. - in milk
- C5 Does, 24-36 mo. - in milk
- C6 Does, Over 36 mo. - in milk

LAMANCHA

- D1 Does, Under 6 mo.
- D2 Does, 6-12 mo. - not in milk
- D3 Does, 12-24 mo. - not in milk
- D4 Does, 12-24 mo. - in milk
- D5 Does, 24-36 mo. - in milk
- D6 Does, Over 36 mo. - in milk

NUBIAN

- E1 Does, under 6 mo.
- E2 Does, 6-12 mo. - not in milk
- E3 Does, 12-24 mo. - not in milk
- E4 Does, 12-24 mo. - in milk
- E5 Does, 24-36 mo. - in milk
- E6 Does, Over 36 mo. - in milk

OBERHASL

- F1 Does, under 6 mo.
- F2 Does, 6-12 mo. - not in milk
- F3 Does, 12-24 mo. - not in milk
- F4 Does, 12-24 mo. - in milk
- F5 Does, 24-36 mo. - in milk
- F6 Does, Over 36 mo. - in milk

SAANEN

- G1 Does, Under 6 mo.
- G2 Does, 6-12 mo. - not in milk
- G3 Does, 12-24 mo. - not in milk
- G4 Does, 12-24 mo. - in milk
- G5 Does, 24-36 mo. - in milk
- G6 Does, Over 36 mo. - in milk

TOGGENBURG

- H1 Does, under 6 mo.
- H2 Does, 6-12 mo. - not in milk
- H3 Does, 12-24 mo. - not in milk
- H4 Does, 12-24 mo. - in milk
- H5 Does 24-36 mo. - in milk
- H6 Does, Over 36 mo. - in milk

NIGERIAN DWARF

- I1 Does, under 6 mo.
- I2 Does, 6-12 mo. - not in milk
- I3 Does, 12-24 mo. - not in milk
- I4 Does, 12-24 mo. - in milk
- I5 Does 24-36 mo. - in milk
- I6 Does, Over 36 mo. - in milk

Division 12: Pony, Horse & Pleasure Mules

Entry Fee: \$ 5.00/head

1. General Rules, regulations and health requirements apply to this division including exercise regulation and are due by May 15th.
2. All horses must complete the drug affidavit form.
3. Each 4-H/FFA member is required to attend at least two clinics sponsored by the Horse Committee. If multiple horses are being shown then each horse is required to attend at least one clinic.
4. Entries are open to horses, ponies and mules regularly enrolled as 4-H and FFA projects. Animals and exhibitors must meet the qualifications for the class entered.
5. Horses may have fake tails.
6. NO leasing of halter horses. Leased horses must have a completed lease form in 4HOnline
7. 4-H Horse projects must be uploaded to 4HOnline with photo
8. Each horse can only be identified by ONE 4-H member, unless: There are more 4-H members in a family than horses – for example, 4-H member A and B could both ID horse X.
9. 4-H members can ID horses in 4-H and FFA as long as they are DIFFERENT horses – for example, horse A and B in 4-H, horse C and D in FFA. State Fair exhibitors will still have to choose to show in either the 4-H horse show OR the FFA horse show, not both; but, they could show FFA at county and then 4-H at state fair (with different horses)
10. Exhibitors will designate all classes that they wish to participate in when entries are made and stall rent is paid. Exhibitor will designate six classes that premiums are to be paid on at fair time. Exhibitors may participate in more than six classes and receive ribbons, but no premiums will be paid.
11. Showmanship is required (if you have already won your age division then you will move up to the next age division) for exhibitors to participate in any other classes at the 4-H Horse, Pony, and Mules Show. Exhibitors must enter showmanship contest at the time entries are made and stall rent is paid. Showmanship will not be counted as a class in the six class limit on premiums.
12. Each exhibitor may only enter one horse in each class.
13. Exhibitor ages:
 - a. Jr. Exhibitors are 4th – 7th grade, Sr. Exhibitors are 8th – 12th grades
 - b. Only exhibitors who have completed 5th grade and above are eligible for State Fair.
14. Exhibitor Apparel – All 4-H related horse events across the state of Iowa will require the use of ASTM/SEI approved protective headgear with chin strap and properly fitted harness when mounted and riding and driving – every time, every ride. Exhibitors are to wear a solid white or colored, button or snap front, long-sleeved, collared shirt with dark blue jeans. Black or stone-washed jeans are not allowed. Hard soled shoes with heels or boots with heels are required (no tennis shoes, sandals or flip flops). All exhibitors in halter, showmanship and in-hand classes are required to wear either a western hat or approved helmet. Exhibitors can wear either a felt western hat or a straw western hat. Helmets & English saddles are required for all English Pleasure classes, but western boots and jeans are acceptable. Full English apparel is not required for English Equitation.
15. Exhibitor numbers will be provided to be worn in a location of the judges choosing.
16. Grand and Reserve Champion will be selected out of the 4-H & FFA Pony and Horse Mare/Foal Halter Classes. A Grand and Reserve Champion will be selected from the 4-H & FFA Pony Halter Classes. A Grand and Reserve Champion will be selected from the 4-H & FFA Horse Halter Classes.
17. No stud horses will be allowed on the fairgrounds.
18. 2-year-old or older ponies shall measure 57 inches (14.1 hands) or under. A registered horse is to be shown as a horse, regardless of size.
19. To ensure the horse barn is full, maximum of 1 animal per stall.
20. Exhibitors must keep their stalls open and stock uncovered from 8 a.m. to 6 p.m. during each day of fair. All exhibitors are encouraged to decorate their stalls in an attractive manner. An award will be given for best decorated stall.
21. Exhibitors may ID 5 horses, but can only show 3. Mare and foal pairs count as 1.

22. Exhibitors must keep the space in rear of their stalls clean. All offal must be thrown where indicated by the superintendent. A Cleanest Stall Award will be presented.
23. All animals will be confined to the stalls at all times unless in the process of showing, or by permission of the superintendent. In addition, 4-H members may exercise their horse, pony, or mule from 6:00 a.m. to 11:30 a.m. and 1:30 p.m. to 3:30 p.m. No animals will be ridden in the exhibition or midway areas at any time. The following rules must be followed during exercise times:
 - a. 4-H members may only exercise their horses, ponies, or mules in designated areas.
 - b. 4-H members must have adult supervision at all times while they are exercising their horse, pony or mule.
 - c. Horses, ponies, or mules are to be led to and from the arena.
 - d. No one but 4-H or FFA member may ride their horse, pony or mule at the fair.
 - e. Hard sole shoes must be worn whenever exercising/riding their horse. (No tennis shoes, sandals, or flip-flops etc.)

Division 12: Pony, Horse & Pleasure Mule Classes

AGE designations for the following showmanship classes are:

Senior: 10th -12th grade

Intermediate: 7th- 9th grade

Junior: 4th - 6th grade only.

All other classes will be designated by – Senior: 8th-12th and Junior: 4th-7th.

31200 Showmanship -Required by all exhibitors except previous winners. Trophies awarded to top showmen.

3120:1 Sr Showmanship - Horse/Pony

31202: Int Showmanship - Horse/Pony

31203: Jr Showmanship - Horse/Pony

31204: Open Showmanship - no age or eligibility requirements

31100 Halter

31101: Two & three year old Pony

31102: Two & three year old Horse

31103: Four & older Pony

31104: Four year & older Horse

31105: Open Mule Halter

31370 Walk Trot

31371: 4-7th Grades

31372: 8-12th Grades

31360 Horsemanship

31361: 4-7th Grades

31362: 8-12th Grades

31510 Trail

31511: 4-7th Grades

31512: 8-12th Grades

31610 Barrels

31610: 4-7th Grades

31612: 8-12th Grades

31630 Poles

31631: 4-7th Grades

31632: 8-12th Grades

31110 Lunge Line

31111: 4-7th Grades

31112: 8-12th Grades

31620 Trot Poles

31621: 4-7th Grades

31622: 8-12th Grades

31650 Flag Race

31651: 4-7th Grades

31652: 8-12th Grades

31310 Bareback Pleasure

31311: 4-7th Grades

31312: 8-12th Grades

31340 English Pleasure

31341: 4-7th Grades

31342: 8-12th Grades

31670 Costume Class

31671: 4-7th Grades

31672: 8-12th Grades

31320 Western Pleasure

31321: 4-7th Grades

31322: 8-12th Grades

31520 Ranch Horse Riding

31521: 4-7th Grades

31522: 8-12th Grades

Division 13: Dogs

Entry Fee: \$1.00 each

1. 4-H and FFA members are limited to two dogs and each dog must attend 1/3 of the Davis Co. Dog Obedience Classes to be able to show at the fair.
2. Dogs will need to be on fairgrounds only at time of judging.
3. Rabies vaccination certificate is required before the first class.
4. Each exhibitor and dog must enter one Obedience class. Rally, **Handling**, and Agility classes are optional.
5. Dogs must be 6 months of age or older by show date.
6. If dogs are in season at show time they will not be allowed to show.
7. If a dog/exhibitor achieves a qualifying score in a **first year** class at the previous year's county fair, he/she must move up to the next class. **Novice and above may stay in the class two years with a qualifying score and then they must move up.** Qualifying score = 170 points or above.
8. **Grand Champion Dog will be based on combined scores from Obedience, Handling, and Rally.**

Equipment – All dogs must be leashed or crated while waiting for class. The use of choke chains and buckle collars in obedience and show leads in handling are to be used while showing. No prong or pinch collars, gentle leaders or harnesses will be used in the show ring.

Handling (Showmanship)

All exhibitors entering the Handling Division (Showmanship) **MUST ALSO** enter and exhibit in an obedience class. The exhibitor is limited to one entry in this division. The handler grades are as of the current completed school year. The handler must advance after winning the current level.

Showmanship will be judged according to the following 100pt scorecard:

- | | |
|---|-----------|
| a) Exhibitor (appearance, attitude) | 15 points |
| b) Dog Grooming and Condition | 25 points |
| c) Handling | 30 points |
| d) Questions | 30 points |

A1: Junior Handler 4th, 5th, 6th grades

A2: Intermediate Handler 7th, 8th, 9th grades

A3: Senior Handler 10th, 11th, 12th grades

A4: Open Handler – This class is for anyone who has graduated out of handling.

(No premiums will be given for this class.)

Obedience

Each dog may enter ONLY ONE obedience class. Exhibitors may enter ONLY one dog per obedience class. If a dog/exhibitor achieves a qualifying score in a class during the previous year's county fair, he/she must move up to the next class. Qualifying score = 170/200 points or above.

Advanced Classes – B3B, B4A, B4B, B5A, B5B, B6 – these classes may have 2 years of a qualifying score before moving onto the next class.

B1: Intro

1st year for both exhibitor and dog. Dog must not have earned any obedience title.

Heel & Figure 8 ON Leash	40 pts
Sit for Examination ON Leash	40 pts
Recall (No finish) ON Leash	40 pts
Long Sit (1 min) Handler at end of leash	40 pts
Long Down (1 min) Handler at end of leash	40 pts

B2A: Beginner Novice A

2nd year exhibitor AND 2nd year dog. Exhibitor/dog team may only enter this class for one year. Dog must not have earned any obedience title. Any dog that has earned a 'PCD' level title or higher, before January 1 of current year, is not eligible to enter this class.

Heel ON Leash	40 pts
Figure 8 ON leash	40 pts
Sit for Examination ON leash	40 pts
Sit/stay Handler walks ring Drop leash	40 pts
Recall (No finish) OFF Leash	40 pts

B2B: Beginner Novice B

Either exhibitor or dog with previous training experience, but 1st year for the other team member. Exhibitor/dog team may enter this class until exhibitor has received a qualifying score. Any dog that has earned a 'PCD' level title or higher, before January 1 of current year, is not eligible to enter this class.

Heel ON Leash	40 pts
Figure 8 ON Leash	40 pts
Sit for Examination ON Leash	40 pts
Sit/stay Handler walks ring Drop Leash	40 pts
Recall (No finish) OFF Leash	40 pts

B3A: Preferred Novice A

Exhibitor/dog team may enter this class 1 year. Any dog that has earned a 'PCD' level title or higher, before January 1 of current year, is not eligible to enter this class.

Heel & Figure 8 ON Leash	40 pts
Stand for Examination Off Leash	30 pts
Heel Free Off Leash	40 pts
Recall with finish Off Leash	30 pts
Stay – Sit or Down, Handler walks ring	30 pts

Sit Stay – Get your Leash

30 pts

B3B: Preferred Novice B

Exhibitor/dog team may enter this class until exhibitor has received a qualifying score. Any dog that has earned a 'PCD' level title or higher, before January 1 of current year, is not eligible to enter this class.

Heel & Figure 8 ON Leash	40 pts
Stand for Examination Off Leash	30 pts
Heel Free Off Leash	40 pts
Recall with finish Off Leash	30 pts
Stay – Sit or Down, Handler walks ring	30 pts
Sit Stay – Get your Leash	30 pts

B4A: Novice A

Exhibitor/Dog team may enter this class 1 year. Any dog that has earned any 'CD' level title before January 1 of current year is not eligible to enter this class.

Heel and Figure Eight On Leash	40 pts
Stand for Examination Off Leash	30 pts
Heel Free Off Leash	40 pts
Recall with Finish Off Leash	30 pts
Sit Stay – Get Your Leash	30 pts
Group Exercise – Sit & Down Stay	30 pts

B4B: Novice B

Exhibitor/Dog team may enter this class until exhibitor has received a qualifying score. Any dog that has earned any 'CD' level title before January 1 of current year is not eligible to enter this class.

Heel and Figure Eight On Leash	40 pts
Stand for Examination Off Leash	30 pts
Heel Free Off Leash	40 pts
Recall with Finish Off Leash	30 pts
Sit Stay – Get Your Leash	30 pts
Group Exercise – Sit & Down Stay	30 pts

B5A: Graduate Novice A

Exhibitor/Dog team may enter this class 1 year. Exhibitor must provide their own dumbbell for this class. Dog must not have earned any "CDX" level titles. All OFF Leash.

Heel free & Figure 8	40 pts
Drop on Recall	40 pts
Dumbbell Recall	30 pts
Dumbbell Recall over High Jump	30 pts
Recall over broad Jump	30 pts
Stand/Stay—Get your Leash	30 pts

B5B: Graduate Novice B

Exhibitor/Dog team may enter this class until exhibitor has received a qualifying score. Exhibitor must provide their own dumbbell for this class. Dog must not have earned any "CDX" level titles. All OFF Leash.

Heel free & Figure 8	40 pts
Drop on Recall	40 pts
Dumbbell Recall	30 pts
Dumbbell Recall over High Jump	30 pts
Recall over broad Jump	30 pts
Stand/Stay—Get your Leash	30 pts

B6: Open

No limit to number of years of experience for exhibitor/dog team. Exhibitor must provide their own dumbbell for this class. All OFF Leash.

Heel Free & Figure 8	40 pts
Command Discrimination (Stand, Down, Sit)	30 pts
Drop on Recall	30 pts
Retrieve on flat	20 pts
Retrieve Over High Jump	30 pts
Broad Jump	20 pts
Stand Stay—Get Your Leash	30 pts

Rally

Rally is open to exhibitors in their 2nd year of the dog program or above.

In Rally, a dog and their handler move together through a course of signs at a brisk pace. The dog and handler work together as a team and communication is encouraged. There should be a sense of teamwork and enthusiasm through the course. Each dog may enter ONLY one rally class. Exhibitors may enter ONLY one dog per rally class.

C1A: Rally Novice A - For dogs that have not previously competed in any rally class & are in their first year of rally training. All exercises are performed on leash. There will be between 10-15 stations (start and finish not included) with a minimum of three and a maximum of five stationary exercises. Exhibitors are allowed to pat their legs, clap their hands, or talk to encourage the dog. Exhibitors may touch their dog only for a stand exercise. AKC Rally Novice level signs will be used for this class.

C1B: Rally Novice B - For dogs that have competed in any rally class & are in their 2nd or 3rd year of rally training. Exhibitor/dog combinations are limited to 2 years in this class. All exercises are performed on a leash. There will be between 10-15 stations (start and finish not included) with a minimum of three and a maximum of five stationary exercises. Exhibitors are allowed to pat their legs, clap their hands, or talk to encourage the dog. Exhibitors may touch their dog only for a stand exercise. AKC Rally Novice level signs will be used for this class. Novice A course will be used.

C2: Rally Intermediate - For dogs that have competed in any rally class and are in their 3rd year of rally training or more, or for a dog who has earned any Rally Novice title (AKC, UKC, etc). Exhibitor/dog combinations are limited to 2 years in this class. All exercises are performed on a leash. There will be between 12-17 stations (start and finish not included) with a minimum of three and a maximum of seven stationary exercises. Intermediate courses will have a minimum of three Advanced level stations. There are no jumps in this class. Exhibitors are allowed to pat their legs, clap their hands, or talk to encourage the dog. Exhibitors may touch their dog only for a stand exercise. AKC Rally Intermediate level signs will be used for this class.

C3: Rally Advanced - For dogs that have competed in a rally class with 4 or more years in rally training or for a dog who has earned any Rally Intermediate title (AKC, UKC, etc.). There is no limit on the number of years an exhibitor/dog combination can compete in this class. All exercises are performed OFF leash. There will be between 12-17 stations (start and finish not included) with a minimum of three and a maximum of seven stationary exercises. Courses will have a minimum of three advanced level stations plus one required jump. Exhibitors are allowed to pat their legs, clap their hands, or talk to encourage the dog. Exhibitors may touch their dog only for a stand exercise. AKC Advanced level signs will be used for this class.

Awards will be given on:
 High scoring dog - Beginners Novice
 High scoring dog- Novice
 Most improved handler

Agility

Dog agility is a sport where you direct your dog through an obstacle course accurately and timed. Each dog may enter ONLY one agility class. Exhibitors may enter ONLY one dog per agility class. Classes are divided by 4 jump heights:

<u>Dog's Height</u>	<u>Tire Jump Height</u>	<u>Broad Jump Width</u>
4" class -for Dogs up to 10 inches at the shoulder	4"	8"
8" class-for Dogs greater than 10" and up to 14" at the shoulder	4"	16"
12" class -for dogs greater than 14" and up to 18" at the shoulder	8"	24"
16" class - for dogs over 18" at the shoulder	12"	32"

D1 Beginner Novice Agility- Open to exhibitors in obedience class B1. Dogs will follow course on leash. Time standards will be based on 2 minutes; penalties will be assessed for any time over.

D2 Pre-Novice Agility- Open to exhibitors in obedience classes B2-3. Dogs will follow course on leash. Time standards will be based on 1 minute 30 seconds; penalties will be assessed for any time over.

D3 Novice Agility- Open to exhibitors in obedience classes B4. Dogs will follow course on or off leash. If dog is on leash, a 5-point deduction will be assessed immediately. If dog is off-leash, a 1-point deduction will be assessed each time the dog/leash is touched. Time standards will be based on 1 minute 30 seconds; penalties will be assessed for any time over.

D4 Advanced Agility- Open to exhibitors showing in Obedience classes BS-6. Dogs will follow course off leash. Time standards will be based on one minute, penalties will be assessed for any time over. **If a dog is on a leash, a 10 point deduction will be assessed immediately, a 1 point deduction will be assessed each time the dog/leash is touched.**

DS Senior Agility- Open to dogs of advanced age.

Division 14: Chickens

Entry Fee: \$2.50/pen

1. Poultry Identification deadline will be May 15th.
2. All poultry must have a leg band. These bands may be purchased at the Extension Office.
3. All poultry shown on the fairgrounds (including 4-H, FFA, and Clover Kids) must have a blood test (Pullorum-Typhoid) on the day of entry.
4. All exhibitors must turn in sale form with list of animal ID numbers intended for sale by 2:00pm on Saturday July 19th, 2025.
5. Each exhibitor may sell 3 meat chickens and they must weigh at least 5 lbs. each to sell at the livestock auction. Meat chickens under 5 lbs. and meat chickens over 12 lbs. will sell at the end of the poultry auction. ** A chicken that is overweight is unhealthy for the overall well-being of the chicken.
6. Cornish Game Hens need to weigh at least 2½ lbs. to sell at the livestock auction. Cornish Game Hens under 2 ½ lbs. will sell at the end of the poultry auction.
7. Each meat production entry and each egg production entry will consist of 3 chickens (this could be 1 rooster and 2 hens).
8. Exhibition entries (Bantams and Large Breeds) may consist of one single bird.
9. All exhibitors are limited to 16 total birds.
10. Exhibition birds and production birds will show separately, each having their own Grand Champion selection.

Division 14: Chicken Classes

A1: Senior Showmanship – 10th-12th grade

A2: Intermediate Showmanship – 7th-9th grade

A3: Junior Showmanship – 4-6th grade

A4: Advanced Poultry Showmanship – Must have won Senior Showmanship

Production Poultry (Each Pen will consist of 3 identical birds)

A1: Market Broilers – 18 lbs. or under as a Pen of 3

A2: Market Roasters – 36 lbs. or under as a Pen of 3

A3: Laying Pen Hens (Over 1 Year)

A4: Laying Pen Pullets (Up to 1 Year)

Exhibition Poultry Large

Large, Brown Egg,
Clean Leg Fowl

B1: Cock

B2: Hen

B3: Cockerel

B4: Pullet

Large, All Other Egg Colors,
Clean Leg Fowl

C1: Cock

C2: Hen

C3: Cockerel

C4: Pullet

Large, Feathered Legged Fowl

D1: Cock

D2: Hen

D3: Cockerel

D4: Pullet

Exhibition Bantams

Clean Legged Bantams

E1: Cock

E2: Hen

E3: Cockerel

E4: Pullet

Feather Legged Bantams

F1: Cock

F2: Hen

F3: Cockerel

F4: Pullet

Division 15: All Other Poultry

Ducks, Geese, Turkeys, Pigeons, Pheasants, Quail, Guinea Fowl and Peacock

Entry Fee: \$2.50/pen

1. All poultry must have a leg band. These bands may be purchased at the Extension Office.
2. All poultry must have a blood test (Pullorum – Typhoid) the day of entry.
3. All exhibitors must turn in sale form with list of animal ID numbers intended for sale by 2:00pm on Saturday July 19th, 2025.
4. Each exhibitor may sell 3 meat birds.
5. All exhibitors are limited to 16 total birds.

Division 15: All Other Poultry Classes

G1: All other Poultry Single Male Bird

G2: All other Poultry Single Female Bird

G3: Ducks bred for meat purposes (Pen of 3)

G4: Geese bred for meat purposes (Pen of 3)

G5: Turkeys bred for meat purposes (Pen of 3)

Division 16: Rabbits

Entry Fee: \$2.50/pen

July 1st entry deadline

1. Each exhibitor may enter up to six breeding rabbits. (Not more than 2 per class). Only one entry in meat pen and single fryer class.
2. All breeding rabbits must be tattooed, and numbers listed on the Iowa 4-H Livestock Identification in 4-H online by midnight, July 1st.
3. All rabbits must have a tattoo in the left ear.
4. Meat pen rabbits must have a tattoo in the left ear by July 1.
5. There must be at least three entries per breed for "Best of Breed" & "Best Opposite" to be selected.
6. Jr., Int. & Sr. Showmanship will be held after Best in Show and Best Opposite are announced.
7. The Buckle Challenge will be held after Sr. Showmanship. The Buckle Challenge is an elite Showmanship class for past and present Showmanship winners. This class will be challenging for the exhibitor in their overall rabbit knowledge and showmanship skills.
8. Each exhibitor may sell 3 meat rabbits at the livestock auction.
9. All exhibitors must turn in sale form with list of animal ID numbers intended for sale by 2:00pm on Saturday July 19th, 2025.

Division 16: Rabbit Classes

G1: Senior Showmanship – 10th-12th grade

G2: Intermediate Showmanship – 7th-9th grade

G3 Junior Showmanship – 4th-th grade

G4 Buckle Challenge

- An elite Showmanship class for past and present Showmanship winners.
- This class will be challenging for the exhibitor in their overall rabbit knowledge and showmanship skills.

*Breeds recognized by the American Rabbit Breeders Association (ARBA) and crossbreeds are eligible. Cross bred rabbits will be shown as a 6 Breed Class. Class 4 and Class 6 purebred breed designations will be by current ARBA standards. If you are unsure which class your rabbit belongs in, please reach out to the Extension Office.

Commercial Rabbits (6 breed class) – Breed Examples: Californian, New Zealand, Flemish Giant

A1 Sr Buck (over 8 months)

A2 Sr Doe (over 8 months)

A3 Int. 6/8 Buck

A4 Int. 6/8 Doe

A5 Jr Buck (less than 6 months)

A6 Jr Doe (less than 6 months)

Fancy Rabbits (4 breed class) – Breed Examples: Dutch, Rex, Netherland Dwarf

B1 Sr. Buck

B2 Sr. Doe

B3 Jr Buck

B4 Jr. Doe

Crossbred

C1 Sr Buck
C2 Sr Doe
C3 6/8 Buck
C4 6/8 Doe
C5 Jr Buck
C6 Jr. Doe

H1 MEAT PEN

- Three Fryer Rabbits not over 70 days of age and weigh between 3 and 5 ½ lbs.

I1 SINGLE FRYER

- One meat type fryer. Age and weight requirements are the same as for meat pen rabbits.

J1 ROASTER

- Roaster consists of 1 rabbit under 6 months of age with a minimum weight over 5 pounds and maximum weigh of 8 pounds. This division allows crossbred rabbits.

Division 17: Cats

Entry Fee: \$1/head

1. Rabies vaccination certificate is required
2. Exhibitors are responsible for bringing their entry in a cage or carrier
3. Cats need to be present at the beginning of judging time and removed as soon as judging is completed

Division 17: Cat Classes:

A1 Male Kitten – 6 months and under

A2 Female Kitten – 6 months and under

A3 Male Adult – Over 6 months

A4 Female Adult – Over 6 months

Division 18: Pets

Entry Fee: \$1/head

1. If more than five species of a bird or animal are exhibited, they will be judged separately.
2. Pets must be present at the beginning of judging time and removed as soon as judging is completed.
3. Owner must provide restraint of pets.

Division 18: Pet Classes:

A1 Birds – parakeets, peacocks, pigeons, etc. 1-3 birds

A2 Animals – cat (cats that show in the cat show are not eligible), hamster, gerbil, mice, rat, guinea pig

- 1-3 animals
- Cats shown as pets must also have a health certificate from the vet and proof of rabies vaccine

A3 Fish – other than sharks

A4 Other

A5 Dog – dogs that are in obedience classes are not eligible

- Rabies vaccination certificate is required

A6 Llamas

Division 19: Clover Kids

Iowa 4-H Requirements Regarding Clover Kids (K-3) Members Working with Animals

Introduction

Iowa State University Extension and Outreach and the Iowa 4-H Youth Development Program supports safe, educational, and developmentally sound small animal activities for children in Kindergarten through third grade. Educational opportunities for animal subject matter and interaction with animals can contribute to the learning objectives of the Iowa 4-H Clover Kids program. However, for safety and liability reasons, as well as developmental appropriateness, the restrictions outlined in this document are necessary.

Requirements

Members of the Iowa 4-H Clover Kids program may exhibit or showcase their work in a noncompetitive event or activity. All Clover Kids animal exhibitions must be cooperative and not competitive. Clover Kids are not eligible to receive premium funds as a result of exhibition. Clover Kids may receive participatory ribbons, but may not receive regular competitive purple, blue, red, or white 4-H fair/exhibit ribbons.

Developmentally-appropriate small animal exhibits for children in grades K-3 include pets, rabbits, poultry, sheep, goats, and bucket bottle projects (calf, sheep and goat).

Safety requirements for all calf, sheep and goat livestock species are as follows:

- Animal must remain on a halter at all times
- Animal must be born in the calendar year of the show

Animal species specifically excluded from K-3 exhibition opportunities are swine, equine, camelids (llama and alpaca), beef (other than bucket bottle), and dairy (other than bucket bottle).

Rationale

The physical and emotional safety of children is a prime consideration when working with animals. Special procedures, such as joint leading and/or close proximity of adults, need to be employed to promote and protect children's safety. In general, the handling of all animals requires discipline and motor skills that have yet to be fully developed in most K-3rd grade children, and when coupled with animals' unpredictable behavior, does not provide optimal safe educational environments.

Insurance coverage (accident or liability) for Clover Kids (K-3) programs involving small animals is contingent upon conducting developmentally appropriate programs that are in compliance with Iowa State University, Iowa State University Extension and Outreach, and Iowa 4-H policies, regulations, and guidelines.

Clover Kids Show Guidelines:

1. If the animal is already at the fairgrounds for any other show, it must stay at the fairgrounds until all animals are released on Sunday morning to be eligible to show in the Clover Kids Bottle Animal or Clover Kids Pet shows. Any animals coming to the fairgrounds on Saturday for the Clover Kids shows must arrive at 1:30pm and check-in with the veterinarian in the Jr. Livestock Pavilion.
2. All poultry shown on the fairgrounds (including 4-H, FFA, and Clover Kids) must have a blood test (Pullorum-Typhoid) on the day of entry.
3. Clover Kids must attend and participate in at least three meetings in the current program year to be eligible to show at the county fair.
4. Clover kids planning to show an animal or static exhibit at the county fair must register their project through FairEntry online by July 1st.

Division 20: FFA Mechanics & Horticulture

1. FFA members may exhibit projects in Photography, Horticulture, Floriculture, or projects which have been constructed either in Ag Mechanics or in the home shop.
2. Entry deadline for these exhibits is July 1st.
3. Judging date for these items in the 4-H Building is also listed on page 5. A schedule will be provided at a later date for judging times.
4. These exhibits may not advance to the Iowa State Fair
 - a. Mechanics
 - b. Photography
 - c. Horticulture

THE FOLLOWING PAGES ARE VERY IMPORTANT

By being a 4-H member and participating in all 4-H events including the Davis County Fair, you are committing to adhere by the Code of Conduct and the Code of Ethics. Both of these statements you have also already agreed to by enrolling in 4HOnline. Please take a moment to review these next few pages and remember them while you conduct yourselves in ALL 4-H activities.

Iowa 4-H Code of Conduct for Youth and Families

The Iowa 4-H Code of Conduct applies and will be enforced with 4-H youth, 4-H parents/guardians, and 4-H families.

- While participating in or attending a 4-H sponsored program (e.g. club meeting, project meeting, activity, event, learning opportunity).
- While participating in or attending a 4-H event or while on premises used for 4-H purposes (e.g. County Fair, State Fair, show ring, exhibit building, barn, food stand).
- While representing Iowa 4-H to the public
- Additional programs, events, or opportunities may have additional rules and expectations.
- At all times throughout a 4-H youth's participation when behavior outside of the Iowa 4-H puts youth at risk or has the potential to put youth at risk.

The opportunity to participate in and/or volunteer with Iowa 4-H is a privilege and honor, not a right. All youth participants and parents/guardians supporting their child's participation in 4-H are expected to review and agree to abide by the Iowa 4-H Code of Conduct before becoming involved with Iowa 4-H.

1. I understand that the Iowa 4-H Youth Development program is a non-formal education program in which I have a choice to participate. I accept my responsibility to engage in program activities and to excuse myself from this program if it does not meet my personal learning objectives. I recognize the organization has the responsibility and authority to remove youth who are disruptive to the 4-H Youth Development program, violate the Iowa 4-H Code of Conduct, the standards of the 4-H Pledge and Motto or federal, state or local laws.
2. I accept my responsibility to represent the Iowa State University Extension and Outreach 4-H Youth Development program by holding myself to the standards of the 4-H pledge and motto. I will refrain from behavior that negatively represents myself, my family, my community, 4-H or Iowa State University. I will act in a respectful and responsible manner during all 4-H programs.
3. I acknowledge that the 4-H program utilizes competition related to project work as a tool for learning. I will ensure that my project exhibits are appropriate and respectful. I will demonstrate good sportsmanship, encourage this behavior in others, and not allow this behavior to detract from the learning experience. I will not let my personal desire to win overshadow the needs of the group.
4. I accept my personal responsibility to be informed and follow the policies, rules, and deadlines established by Iowa 4-H. I will not cheat, lie, knowingly furnish false information, deceive, or otherwise engage in dishonest, unethical or illegal behaviors. I will not encourage others to disregard or intentionally violate conditions of Iowa 4-H participation.
5. I will comply with directions of 4-H officials acting in the performance of their duties. I will not obstruct or disrupt any 4-H program or encourage others to engage in such conduct. I understand that a judge's decision is final.
6. I will strive to be a positive role model. I will treat youth, parents, volunteers, extension and outreach staff, judges and others with respect, courtesy and consideration.
7. I will communicate (oral, written and electronic) in an open, honest, respectful manner in all situations involving the 4-H program. I will refrain from communication that is negative, offensive, destructive or hurtful to others. I will refrain from sharing private matters in a public group setting.
8. I will promote a spirit of inclusion and welcome participation of individuals from all backgrounds. I will not engage in or tolerate harassment in any form, (For example bullying, slander, put-downs, insults, taunting, name calling, yelling, profane language, sexual innuendos and other comments or hostile behaviors likely to offend, hurt or set a bad example.)
9. I will ensure a safe environment for myself and others by not carelessly or intentionally harming youth or adults in any way: emotionally, mentally, physically, socially, verbally or non-verbally.

10. I will not possess, offer, or use tobacco, electronic smoking devices (including but not limited to e-cigs, vapes, juuls), alcohol or illegal substances. I will not attend 4-H programs under the influence of alcohol or any illegal substance.
11. I will respect the property of others. I will not use, abuse, or take another individual's personal belongings. I will not damage facilities.

Infractions to the Iowa 4-H Code of Conduct will be addressed by the Iowa 4-H Program, the local County Extension District, or their appointed representatives. Infractions to the Iowa 4-H Code of Conduct will result in consequences. The consequences may range from a verbal warning to the loss of privileges (e.g. participation at the event or future events, forfeiture of awards or other forms of recognition, forfeiture of positions of leadership, limitation on volunteer responsibilities) to full removal from the Iowa 4-H Program.

County: _____

Signature of Member: _____ Date: _____

Signature of Parent/Guardian: _____ Date: _____

IOWA EXHIBITOR YOUTH CODE OF ETHICS

Youth are expected to be sincere, honest and act in sportsmanlike ways at all times. Youth represent the entire program and their behavior reflects on their parents, leaders, club and the entire youth program. All adults involved with the youth program, leaders as well as parents, are expected to set positive examples and serve as positive role models by what they say and do. Any youth who breaks the Code of Ethics or allows another person (adult or peer) to talk them into violating the Code of Ethics agrees to forfeit all prizes, awards and premiums. The youth may also be prohibited from exhibiting at this and future exhibitions including the Iowa State Fair and other county, state or regional exhibitions.

Youth agree to follow these guidelines:

1. I will do my own work, appropriate for my age and physical and mental development. This includes research and writing of exhibit explanations, preparing exhibits (such as sewing, cooking, refinishing, etc), care and grooming of animals, etc. Adult assistance should help guide and support me, not do it for me.
2. All exhibits will be a true representation of my work. Any attempt to take credit for other's work, alter the conformation of animals, or alter their performance is prohibited. Copyright violation or allowing others to complete your exhibit is considered misrepresentation and is prohibited.
3. I will treat all people and animals with respect. I will provide appropriate care for animals.
4. I will present exhibits that are safe for consumption. All food exhibits will be safe to exhibit and for judges to evaluate. Other exhibits will be safe for judges to evaluate and for exhibition.
5. All food animals that may be harvested immediately following the show shall be safe for consumers, and shall have met all withdrawal times for all medications, and be free of violative drug residue.
6. If any animal requires medical treatment while at the fair or exhibition, only the Official Fair Veterinarian may administer the treatment. All medications that are administered shall be done according to the label instructions of the medication used.
7. My animal's appearance or performance shall not be altered by any means, including medications, external applications and surgical procedures. Any animal that is found to have changed its appearance or its performance shall be disqualified from the show, and have penalties assessed against the exhibitor, parent and/or guardian by the management of the fair or exhibition.
8. I will follow all ownership and possession rules and, if requested, will provide the necessary documentation.
9. I will follow all livestock health requirements for this fair or exhibition, according to the state health requirements as printed in the Premium Book of the fair or exhibition. I will provide animal health certificates from a licensed veterinarian upon request from the management of the fair or exhibition.
10. By my entering an animal in this fair or exhibition, I am giving consent to the management of the fair or exhibition to obtain any specimens of urine, saliva, blood, or other substances from the animal to be used in testing. If the laboratory report on the analysis of any sample indicates a presence of forbidden drugs, this shall be evidence such substance has been administered to the animal either internally or externally. It is presumed that the sample tested by the laboratory to which it is sent is the one taken from the animal in question, its integrity is preserved and all procedures of said collection and preservation, transfer to the laboratory and analysis of the sample are correct and accurate and the report received from the laboratory pertains to the sample taken from the animal in question and correctly reflects the condition of the animal at the time the sample was taken, with the burden on the exhibitor, parent and/or guardian to prove otherwise.
11. I am responsible for my exhibit and I will not allow others to violate this Code on my behalf. By my entering an exhibit in this fair or exhibition I will accept any disciplinary action taken by the management of this fair or exhibition for any violation of this Code of Ethics and any other rules of competition of the fair or exhibition without recourse against the fair or exhibition.
12. I want my exhibit to be an example of how to accept what life has to offer, both good and not so good, and how to live with and learn from the outcome.
13. I will not be involved in any illegal activities while participating in 4-H and FFA events, including but not limited to alcohol, tobacco or drug use.

I agree to conduct myself in an honest, ethical, and upstanding manner and I understand that disciplinary actions will result if these rules are violated. I understand that I am expected to represent the program in a positive manner. I have read, understand and agree to follow this Code of Ethics, and any other rules of competition of the fair or exhibition as printed in its Premium Book.

Exhibitor's Signature (Required)

Date

Exhibitor's Name (Print)

Parent/Guardian's Signature (Required)

Date

Parent/Guardian's (Print)

IOWA STATE UNIVERSITY Extension and Outreach

Iowa State University Extension programs are available to all without regard to race, color, age, religion, national origin, sexual orientation, gender identity, genetic information, sex, marital status, disability, or status as a U.S. veteran. Inquiries can be directed to the Director of Equal Opportunity and Compliance, 3280 Beardshear Hall, (515) 294-7612. Issued in furtherance of Cooperative Extension work, Acts of May 8 and June 30, 1914, in cooperation with the U.S. Department of Agriculture. Cathann A. Kress, director, Cooperative Extension Service, Iowa State University of Science and Technology, Ames, Iowa.



Davis County Behavior and Rule Management Policy and Grievance Process

When Iowa 4-H members participate in events, including the local county fair, there are rules and protocols in place to ensure safety and integrity for all participants. Sometimes, our 4-H members and/or families fail to abide by the Iowa Exhibitor Youth Code of Ethics, the Iowa 4-H Code of Conduct for Youth/Families, and/or event rules, which may lead to disciplinary action.

To ensure consistency and fairness, Davis County Extension follows a written process to respond to and resolve 4-H issues and complaints in a manner that teaches good character, life skills, and positive youth development.

Davis County Extension has a partnership agreement with the Davis County Fair Board. In the agreement, Extension has the ultimate authority and jurisdiction over the Davis County 4-H program; has final decision-making authority over rules and guidelines pertaining to all 4-H events and activities, including 4-H involvement in the Davis County Fair. School Boards have the ultimate authority and jurisdiction over the FFA Chapter at their corresponding school; have final decision-making authority over rules and guidelines pertaining to all FFA events and activities, including FFA involvement in the county fair, for their FFA members.

Infractions to the Iowa 4-H Code of Conduct will be addressed by the Iowa 4-H Program, the local County Extension District, or their appointed representatives. Infractions to the Iowa 4-H Code of Conduct will result in consequences. The consequences may range from a verbal warning to the loss of privileges (e.g., participation at the event or future events, forfeiture of awards or other forms of recognition, forfeiture of leadership positions, limitation on volunteer responsibilities) to full removal from the Iowa 4-H Program.

All judges, superintendents, staff, volunteers, and members of the Fair Board, Extension Council, and related committees shall be treated with courtesy, cooperation, and respect. No complaint will be considered based upon a complaint that a judge is incompetent. Decisions made by judges are final.

Grievance Procedure

1. Any Davis County Fair 4-H/FFA exhibitor and their parent or guardian may submit a complaint using the grievance procedure outlined in this policy.
2. Staff or event officials may have access to evidence or witness something themselves where an official grievance may not be necessary to address the situation.
3. Complaints regarding fair shows, events, or rules should first be brought to the attention of the department superintendent within 1 hour of the incident. If the department superintendent is unavailable or the complaint does not pertain to a specific department, the complaint should be brought to the attention of an Extension staff member (for 4-H exhibitors) or FFA Advisor (for FFA exhibitors). If a resolution cannot be reached, a formal, written grievance can be filed as outlined in this policy.
4. The burden of proof lies with the individual(s) filing the grievance. All complaints shall be in writing, filed at the Fair Board Secretary's office within 12 hours of the incident, and accompanied by a \$300 cash deposit. If the complaint is validated or dropped by the complainant before the Grievance Committee meets, the complainant will have their deposit refunded to them. If the complaint is not validated, the deposit will be forfeited and become the property of Davis County Extension.
 - a. If testing costs are associated with the grievance, the individual(s) filing the grievance are responsible for paying the testing costs before the testing occurs. Testing costs may involve an investment of \$200 or more. Testing costs can be estimated for the party filing the grievance, which must be paid up-front. If the complaint is validated, the person filing the grievance will be reimbursed, and the exhibitor in violation must cover the cost of the testing.
5. The written complaint shall be made using the grievance form available in the Fair Board Secretary's Office or on the [county fair page](#) of the Davis County Extension website.
6. The Davis County Fair Grievance Committee will consider complaints filed. The committee will consist of two extension council members, two fair board members, and one Davis County Community School

District representative.

7. Iowa State University Extension and Outreach staff (county, field, and/or state) will be involved in the grievance process to ensure best practices are followed.
8. The parties for which the grievance has been filed against will be notified and allowed to attend a hearing with the Grievance Committee. The Grievance Committee will share pages 2-3 of the Grievance Form, as filed, with the exhibitor against whom the grievance is filed. The Grievance Committee will not provide Page 1 to the exhibitor; however, the complainant should not expect confidentiality throughout this process. All witness names will be listed on the Grievance Form and as such, will not be kept confidential.
9. Each party will be given 5 minutes to speak to the Grievance Committee during the hearing. All parties are expected to act civilly. All parties shall be prepared to provide documentation/evidence at the hearing. The Grievance Committee can terminate the process at any time based on failure to meet deadlines and/or the lack of evidence presented.
 - a. It is the choice of the individual(s) filing the complaint whether they are present at the hearing. If they choose not to be present, they forfeit their right to speak to the Grievance Committee and provide additional documentation/evidence.
10. After all relevant information is presented, the Grievance Committee will meet privately to discuss the issue and come to a decision within 7 calendar days of the hearing or receipt of the test results.
 - a. The degree of infraction will always be taken into consideration. Possible disciplinary actions include but are not limited to disqualifying the animal from a show, disqualifying the exhibitor from that year's fair participation (in all exhibits), withholding premiums and awards, or potential disqualification from future fair participation.
11. Committee representatives will notify all parties within one business day of the decision. After the initial communication, a formal decision letter will be mailed to all parties involved.

Appeals Procedure

1. Once a decision has been made regarding disciplinary action, the individual(s) shall have 14 calendar days from the date of the notification letter to appeal any disciplinary action.
2. The burden of proof lies with the individual(s) filing the appeal. All appeals shall be in writing and filed with the Davis County Extension Office.
3. The written appeal must include:
 - a. Names and phone numbers of the member and parent/guardian filing the appeal
 - b. Cause for appeal
 - c. Date and time of incident
 - d. Specific rule or action in question
 - e. Situation and documentation, which may include written documents, photos, or videos, etc.
 - f. Additional persons the committee may contact for further clarification
 - g. Signature of the exhibitor and their parent or guardian filing the complaint
4. Appeals will be turned over to the appropriate decision-making authority: the Davis County Extension Council, the Davis County Fair Board, or the corresponding School Board. They shall promptly consider any and all appeals and their decision in the matter shall be final.

Official Grievance Form

Complaints regarding fair shows, events, or rules should first be brought to the attention of the department superintendent or an Extension Staff Member/FFA Advisor within one hour of the incident. If a resolution cannot be reached, a formal grievance can be filed in writing with the Fair Board Secretary's office within 12 hours of the incident. The grievance form must be accompanied by a \$300 cash deposit. **Please review the Davis County Behavior and Rule Management Policy and Grievance Process for information regarding the grievance process, timeline, confidentiality, hearing, deposit, and testing fees, etc.**

Information as it relates to the 4-H/FFA member filing the grievance:

Name: _____ Phone Number: _____

Parent/Guardian Names & Phone Numbers: _____

4-H Leader or FFA Advisor: _____

Information related to the 4-H/FFA member that the complaint is about:

If you do not know the answer to the question, write UNK.

Name: _____ Phone Number: _____

Parent/Guardian Names & Phone Numbers: _____

4-H Club or FFA Chapter: _____

By signing below, I affirm the information submitted on the following page is true and correct to the best of my knowledge.

4-H/FFA Member Signature _____

Parent/Guardian Signature _____

Date and time information:

Today's Date: _____ **Current Time:** _____ **AM/PM Time Incident Occurred:** _____ **AM/PM**

Date Incident Occurred: _____ **Location Incident Occurred:** _____

Attempt to Resolve Prior to Filing Grievance

Name of Department Superintendent _____

Time of Discussion with person named above: _____ AM/PM

Note: If the department superintendent is unavailable or the complaint does not pertain to a specific department, the complaint should be brought to the attention of an Extension staff member (for 4-H exhibitors) or FFA Advisor (for FFA exhibitors).

Proposed resolution and reason proposed resolution is not acceptable:

Information as it relates to the complaint or grievance:

A. What was the incident that you witnessed? *Provide as many details as possible about the FACTUAL information regarding the incident. Do not include your own personal feelings regarding the incident or any hearsay information. Factual information can be verified by others or other means of proof.*

[illegible]

B. What rule or policy does this incident violate, if known?

C. Who witnessed or has information about this incident? Provide names and phone numbers. (include yourself)

Name: _____ Phone Number: _____
Name: _____ Phone Number: _____
Name: _____ Phone Number: _____
Name: _____ Phone Number: _____

D. What evidence do you have to prove that the above-mentioned situation is factual? (attach copies)

E. Any other factual information that is necessary to be considered (attach copies):

OFFICE USE ONLY:

Received by: _____ on _____ at _____ AM/PM
Printed name of individual receiving form. Date Time

Payment: _____
Note the method received.

COMMITTEE USE ONLY:

Decision: _____

Communicated to Complainant: _____ on _____ at _____ AM/PM
Printed name of individual. Date Time

Communicated to Defendant: _____ on _____ at _____ AM/PM
Printed name of individual. Date Time